



Kart owners Flow Path KD v5

Prepared by David Bright
Manager - Kartdrome

1. Measure Clients Temperature before entering dedicated car park for Kartdrome Guests

2. Client sanitizes hands before entering the Venue 

3. Reception for signing On and payment 


4. Client exit from Canopy and proceed to Pit lane. (Kart owners go to their own pit garage whilst keeping 2 meter

5. Owners use existing Dummy Grid at the bottom to access track

6. Owners to use existing pit lane at end of session for Kart Collection.

***NOTE Do not obstruct Pit Lane**

7. Drivers and Teams wishing to wash their Hands are to use Outdoor Sink

8. Client Sanitize's hands before leaving venue through main gate 

(Each team to have their own sanitizer bottles)

OUTDOOR SINK HERE

Podium

Changing Room

WOOLZ

Step by Step Guide through the Flow Path

Step 1 - Entry Kartdrome:

Security will be manning the Entrance denoted by the #1 on attached Floor Plan to ensure two things;

1. All persons who wish to enter the venue are wearing a **FACE MASK**
2. Security will measure the temperature of all Staff, Clients, Kart owners / Mechanics **before** they are permitted in through the gates.

When a client's temperature is found to be within range, then clients are granted access and proceed on through.

However, if anyone is found to have a high temperature, they will be asked to go sit in their car or in a cooler environment to cool off, before we recheck their temp.

Anyone with a high temperature or whom refuses a face mask - will not be permitted into the venue. There is NO DISCUSSION.

Clients need to ensure that they park in the designated bays and leave ONE SPACE GAP between cars.

Step 2- Hand Sanitisation Stand/Table:

There will be a Hand Sanitization Station where all clients will be asked to Clean their Hands upon entering

Step 3 - Reception (Sign-on, Payment):

Owners to Sign On at Reception.

Gold Members go Free

Non Gold- 263aed per day

OWNERS MUST HAVE THEIR OWN HELMET AND SUITS

Step 4 - Hand Sanitisation Stand/Table:

Owners leave the Canopy and proceed to Pits

Step 5 - Dummy Grid

Existing Dummy Grid Will be used. Drivers must have Wrist bands on their WRISTS and paid stickers clearly displayed.

Step 6 - Pit Lane

Since Arrive n Drive is closed for the time being - we will permit owners to use the Pit Lane.

Anyone found Speeding, refueling or lubing chains without floor mat will evicted from the venue. You've all been warned.

Step 7 + 8 - Cleaning + Sanitising hands before leaving the Venue

All Teams need to provide Sanitiser and ensure their guests clean their hands on way out.