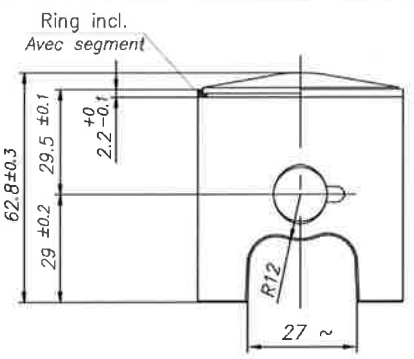
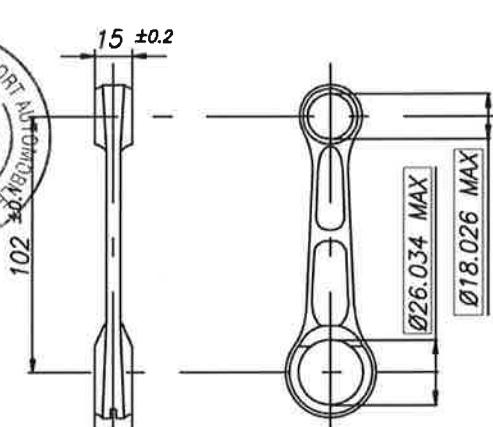
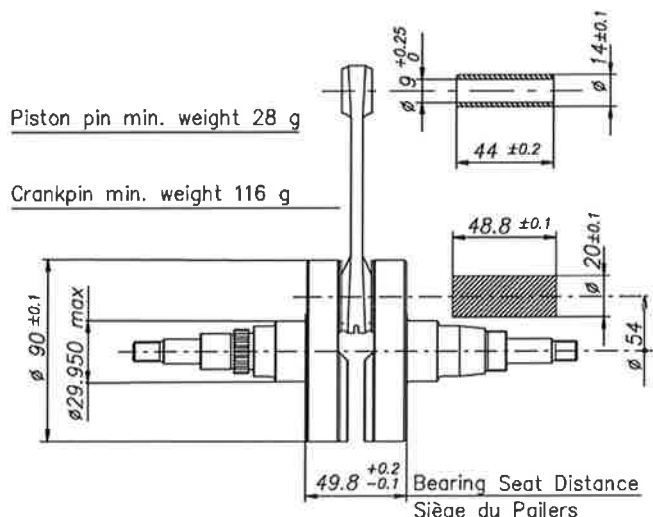
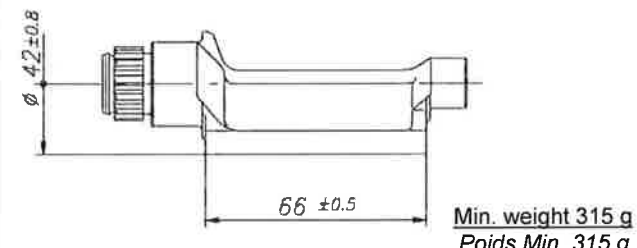
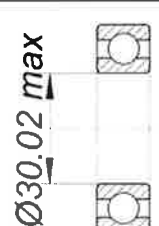
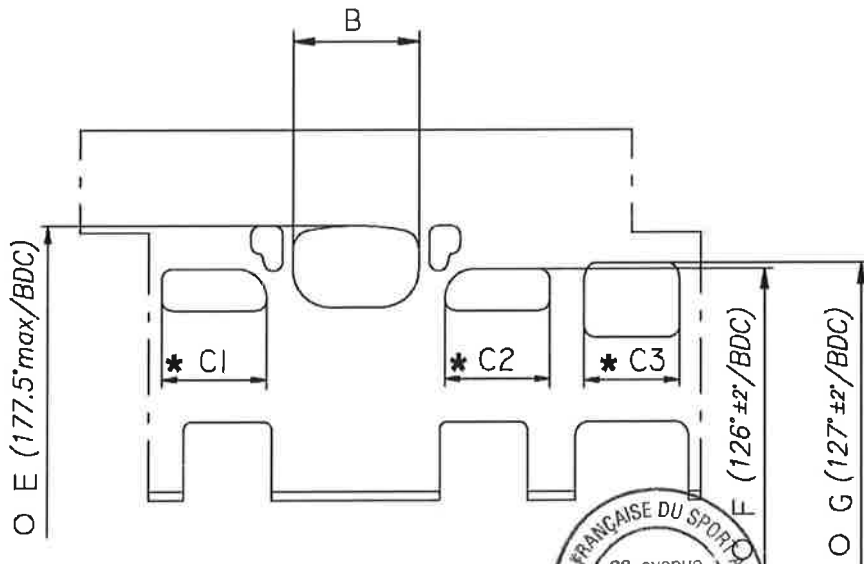


X30 125cc RL-C TAG

| | | | |
|--|-------------------------|---|--------------------------------|
|  | | FEATURES - CARACTERISTIQUES | |
| | | Cylinder volume <i>Volume du cylindre</i> | 123.67 cm ³ |
| | | Bore <i>Alésage</i> | 54 mm |
| | | Max. theoretical bore <i>Alésage théorique max.</i> | 54.28 mm |
| | | Stroke <i>Course</i> | 54 mm |
| | | Cooling system <i>Système de refroidissement</i> | Water <i>À Eau</i> |
| | | Inlet system <i>Système d'admission</i> | Reed valve <i>À clapets</i> |
| | | Cylinder / crankcase transfers n° <i>N° de canaux cylindre / carter</i> | 3 / 3 |
| Carburetor Tillotson <i>Carburateur Tillotson</i> | HW-27A (Ø27 Venturi) | Inlet / exhaust ports number <i>N° lumières admiss. / échapp.</i> | 3 / 3 |
| Number of piston rings <i>Nombre de segments</i> | 1 | Combustion chamber shape <i>Forme chambre de combustion</i> | Spherical <i>Sphérique</i> |
| Big end conr. ball-bearing diam. <i>Diamètre palier tête de bielle</i> | 20x26x15 | Selettra or PVL ignition <i>Allumage Selettra ou PVL</i> | Digital |
| Crankshaft ball-bearing diam. <i>Diamètre palier du vilebrequin</i> | 30x62x16 | Distance between conrod centers <i>Longueur (entre axe) de la bielle</i> | 102 mm |
| Small end conr. ball-bearing diam. <i>Diamètre palier pied de bielle</i> | 14x18x17.5 | RPM limiter <i>Limiteur de régime</i> | Yes <i>Oui</i> |
| Balancing shaft <i>Arbre d'équilibrage de vilebr.</i> | Yes <i>Oui</i> | Electric starter <i>Démarrateur électrique</i> | Yes <i>Oui</i> |

| DESCRIPTION OF THE MATERIAL DESCRIPTION DES MATERIAUX | | PISTON | |
|---|----------------------------------|---|--|
| Conrod material <i>Matériel de la bielle</i> | Steel <i>Acier</i> |  <p>Piston min. weight (ring incl.) 128 g Poids min. piston (avec segment) 128g</p> | |
| Crankshaft material <i>Matériel du vilebrequin</i> | Steel <i>Acier</i> | | |
| Balancing shaft material <i>Matériel de l' arbre d' équilibrage</i> | Steel <i>Acier</i> | | |
| Gears material <i>Matériel des engrenages</i> | Steel <i>Acier</i> | | |
| Starter ring material <i>Matériel de la couronne démarr.</i> | Steel <i>Acier</i> | | |
| Head material <i>Matériel de la culasse</i> | Aluminium | DISTANCE BETWEEN CONROD CENTERS ENTRE AXE DE LA BIELLE | |
| Cylinder material <i>Matériel du cylindre</i> | Aluminium |  <p>Min. weight 110 g</p> | |
| Liner material <i>Matériel de la chemise</i> | Iron <i>Fonte</i> | | |
| Crankcase material <i>Matériel du carter</i> | Aluminium | | |
| Piston material <i>Matériel du piston</i> | Aluminium | | |
| Piston rings material <i>Matériel des segments</i> | Iron <i>Fonte</i> | | |
| Exhaust muffler material <i>Matériel du pot d' échappement</i> | Sheet-steel <i>Tôle acier</i> | | |
| Ball-bearings <i>Roulements</i> | 6206 type | | |
| CRANKSHAFT - VILEBREQUIN | | | BALANCING SHAFT ARBRE D' EQUILIBRAGE |
|  <p>Complete crankshaft min. weight 2150 g</p> | | |  |
| | | | CRANKSHAFT BEARINGS PAILERS DU VILEBREQUIN |
| | |  | |

CYLINDER DEVELOPMENT - DEVELOPPEMENT DU CYLINDRE

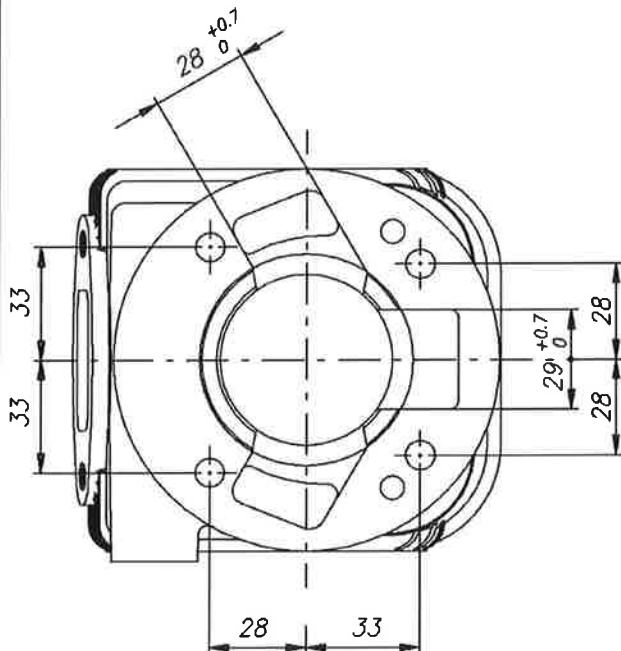


| | |
|---------|------------|
| B | ≤ 36.5 mm |
| C1 = C2 | ≤ 30 mm |
| C3 | ≤ 28.5 mm |
| E | 177.5° max |
| F | 126° ± 2° |
| G | 127° ± 2° |

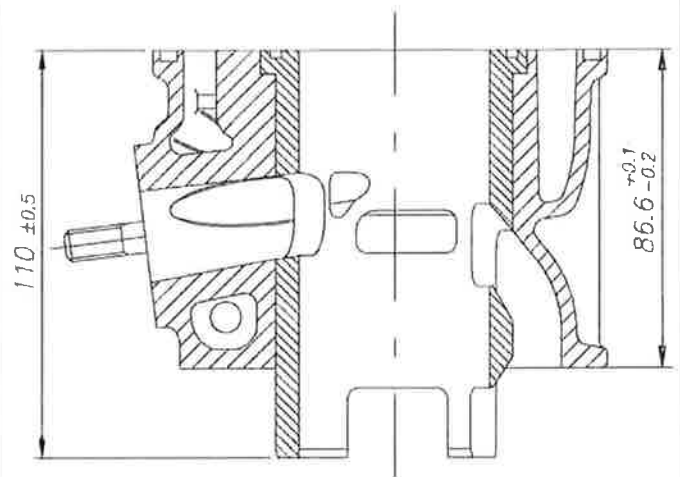
* CHORDAL READING
LECTURE CORDALE

○ ANGULAR READING BY INSERTING A 0.2x5 mm GAUGE
LECTURE ANGULAIRE PAR INSERTION D'UNE CALE DE 0.2x5 mm

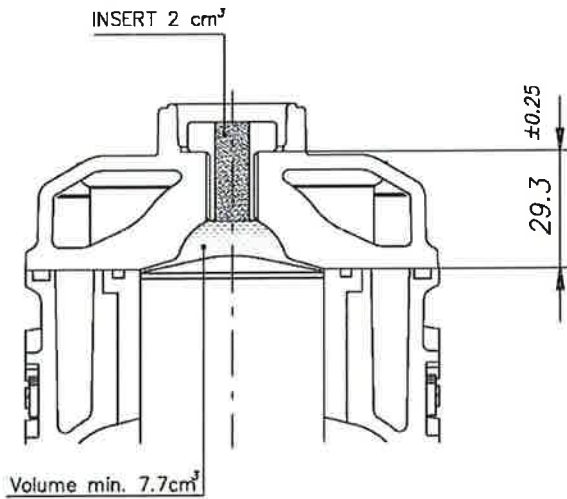
CYLINDER BASE VIEW
VUE DE LA BASE DU CYLINDRE



CYLINDER CROSS SECTION VIEW
VUE EN SECTION DU CYLINDRE



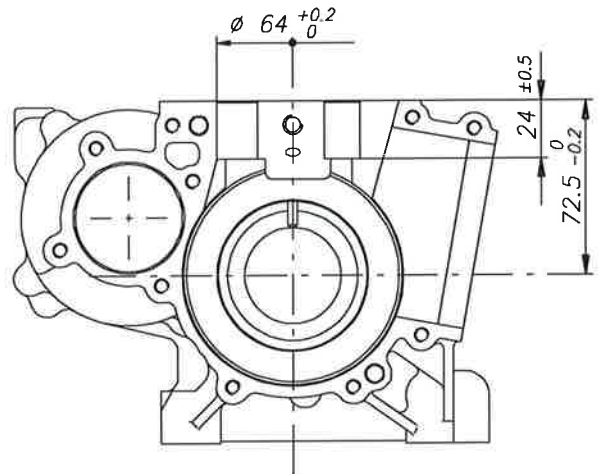
COMBUSTION CHAMBER VIEW
VUE DE LA CHAMBRE DE COMPRESSION



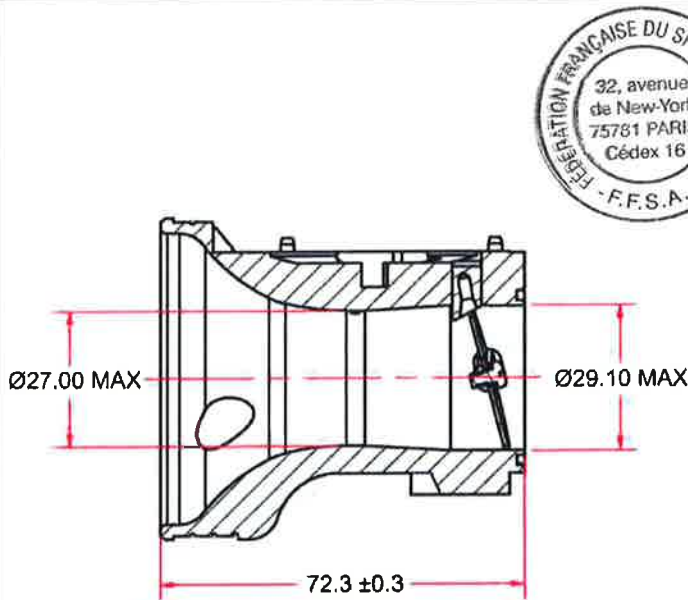
COMBUSTION CHAMBER VOLUME TOT. = 9.7 cm³ min.
VOLUME CHAMBRE COMBUSTION TOT. = 9.7 cm³ min.

ATT. : SQUISH MIN. = 0.90 mm
(measured with Ø1.5mm TIN - mesurée avec de l'étain Ø1.5mm)

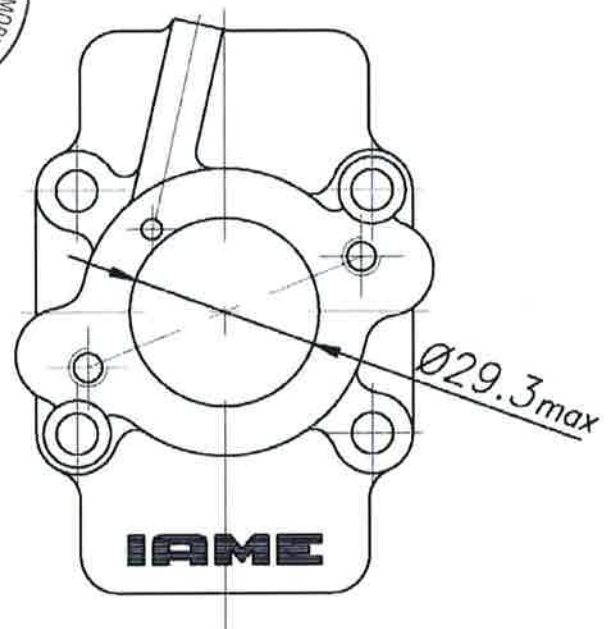
CRANKCASE INSIDE VIEW
VUE A' L' INTERIEUR DU CARTER



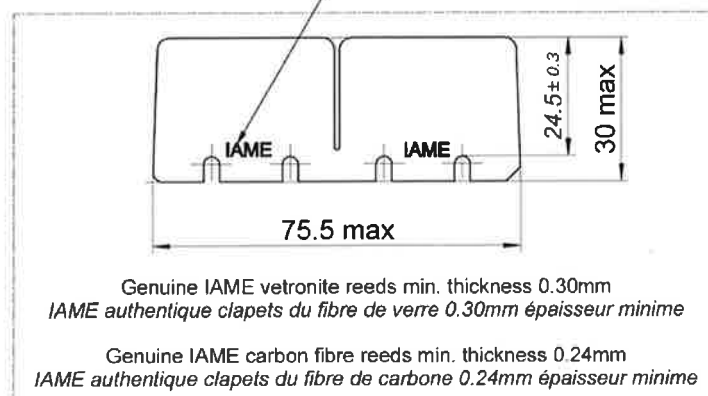

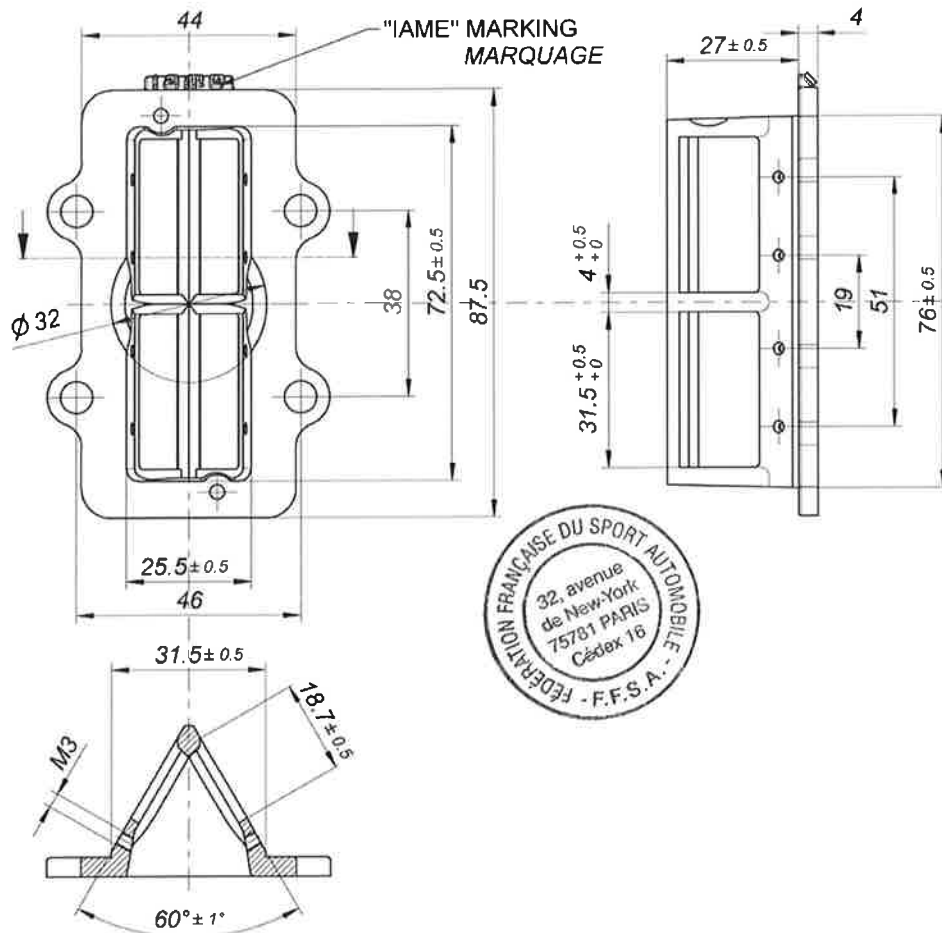
VENTURI CARB. DIMENSIONS
DIMENSIONS DU VENTURI DU CARBURATEUR



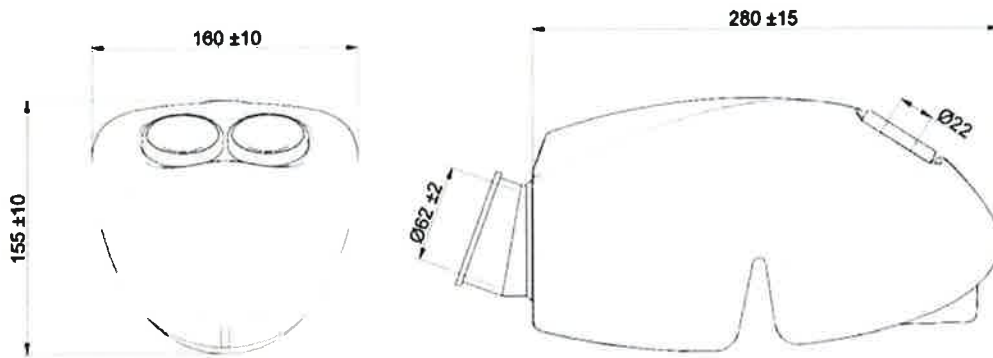
INLET CONVEYOR DIMENSIONS
CONVOYEUR D'ADMISSION



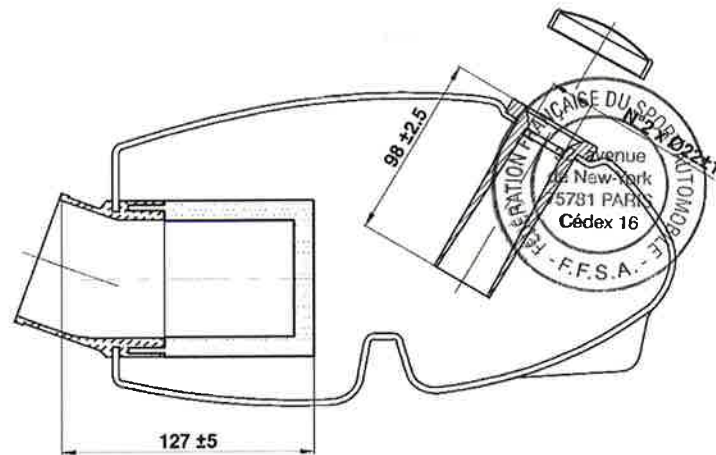
REED VALVE - DIMENSIONS AND MARKING BOÎTE À CLAPETS - DIMENSIONS AND MARQUAGE



INLET SILENCER – DRAWING
DESSIN DU SILENCIEUX D'ASPIRATION



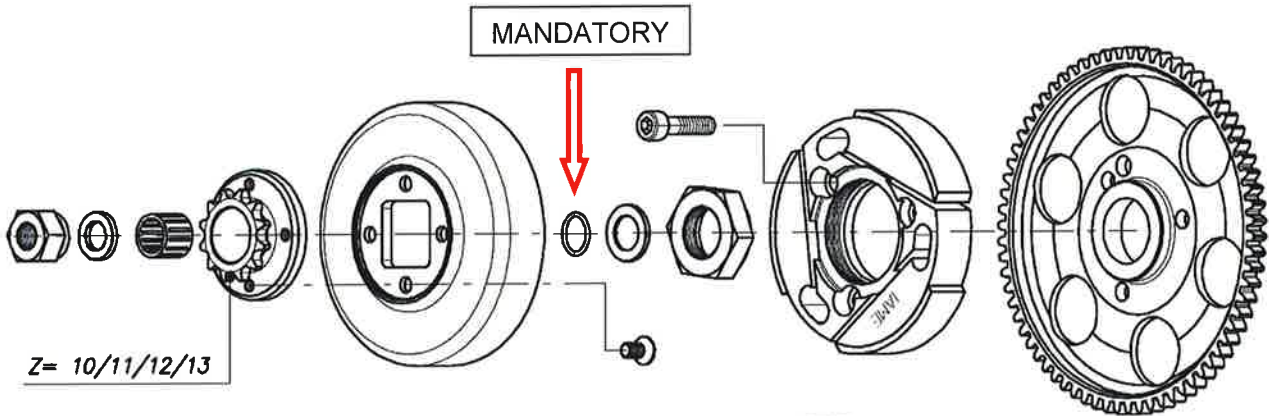
WITH SPONGE AIR FILTER
AVEC MANCHON COMPLETE DE FILTRE D'AIR



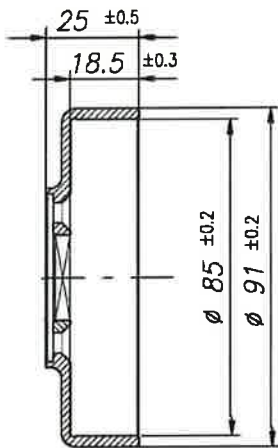
INLET SILENCER - PHOTO
PHOTO - SILENCIEUX D'ASPIRATION



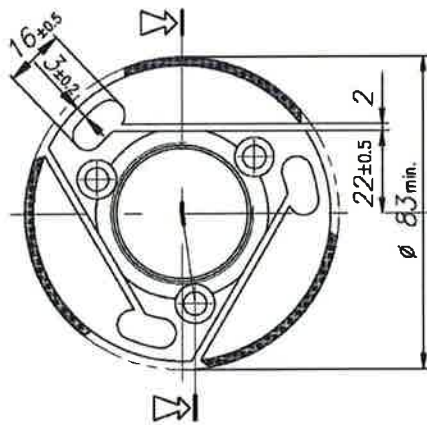
DESCRIPTION OF THE CLUTCH - DESCRIPTION DE L' EMBRAYAGE



COMPONENTS THE CLUTCH – COMPOSANTS DE L' EMBRAYAGE

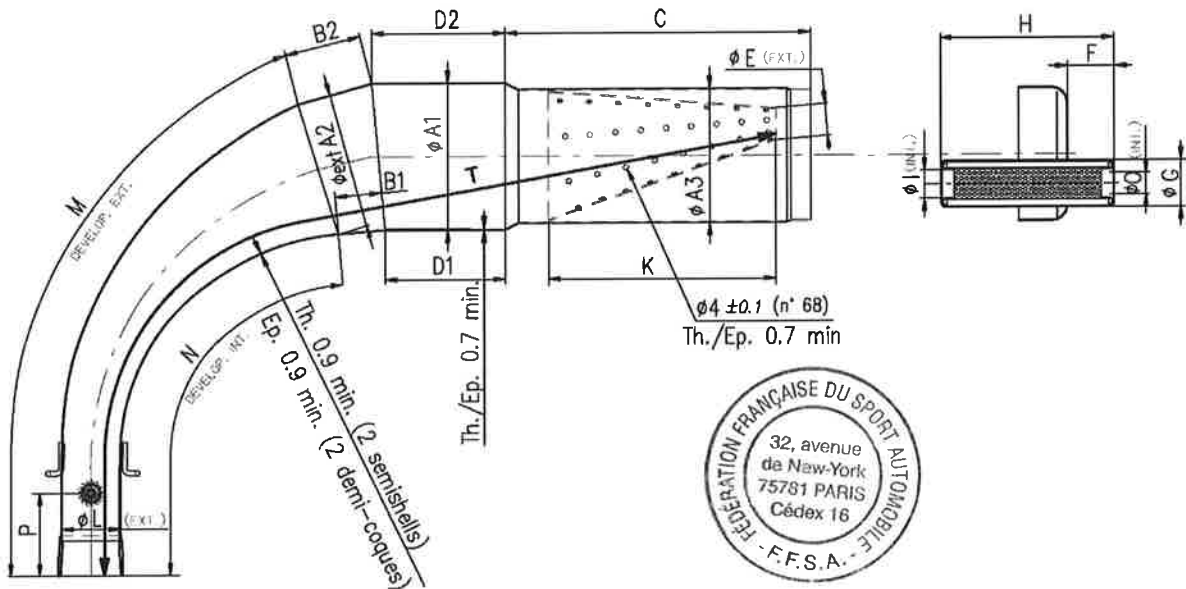


Min. weight 225 g
Poids min. 225g



Min. weight 375 g
Poids min. 375g

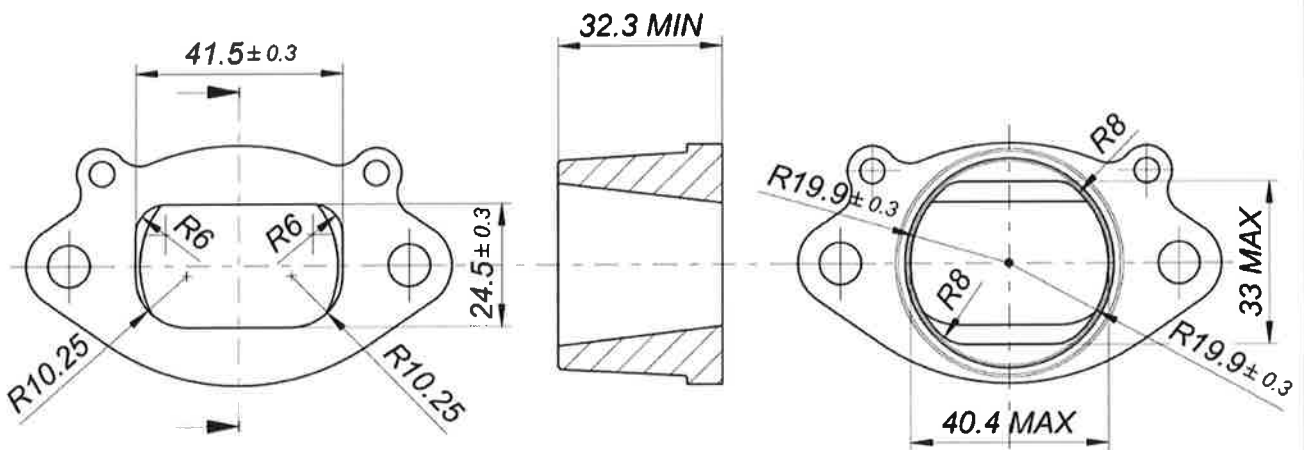
EXHAUST MUFFLER VIEW AND DIMENSIONS
 VUE ET DIMENSIONS DU SILENCIEUX D'ECHAPPEMENT



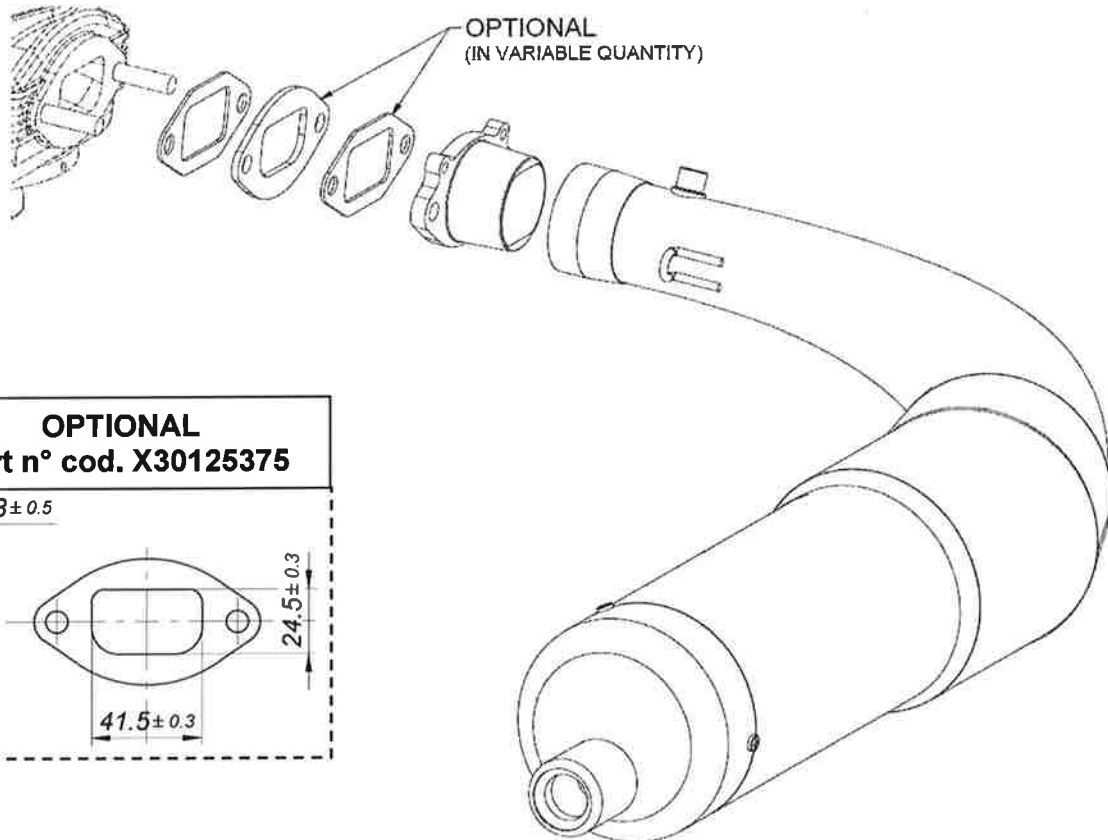
| | | | | | | |
|--------------------------|-----------------------|-------------------------|-----------------------|--------------------------|-----------------------|-----------------------|
| A1: 110 ± 1.5 | B1: 59 ± 3 | D1: 89.5 ± 3 | F: 36 ± 2 | I: 21 ± 1 | M: 435 ± 3 | P: 50 ± 10 |
| A2: 102 ± 1.5 | B2: 59 ± 3 | D2: 109 ± 3 | G: 35 ± 1 | K: 170 ± 3 | N: 340 ± 3 | T: 690 ± 5 |
| A3: 100 ± 1.5 | C: 219 ± 3 | E: 23 ± 2 | H: 132 ± 2 | L: 42.5 ± 1.5 | O: 21 ± 1 | |

Min. Weight 1,78 kg
 Poids min. 1,78 kg

SENIOR EXHAUST FITTING
RACCORD D'ÉCHAPPEMENT SENIOR

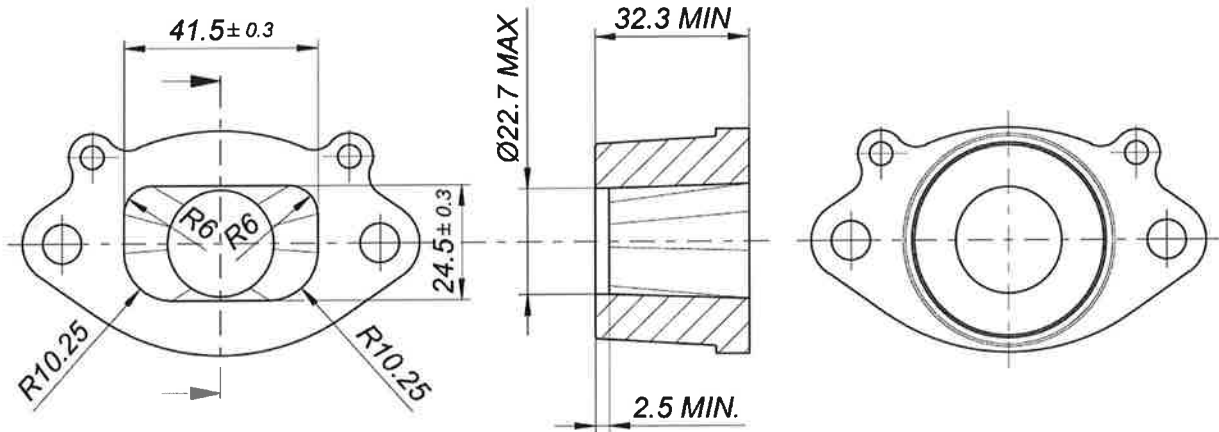


SENIOR MUFFLER INSTALLATION
INSTALLATION DU SILENCIEUX D'ÉCHAPPEMENT SENIOR

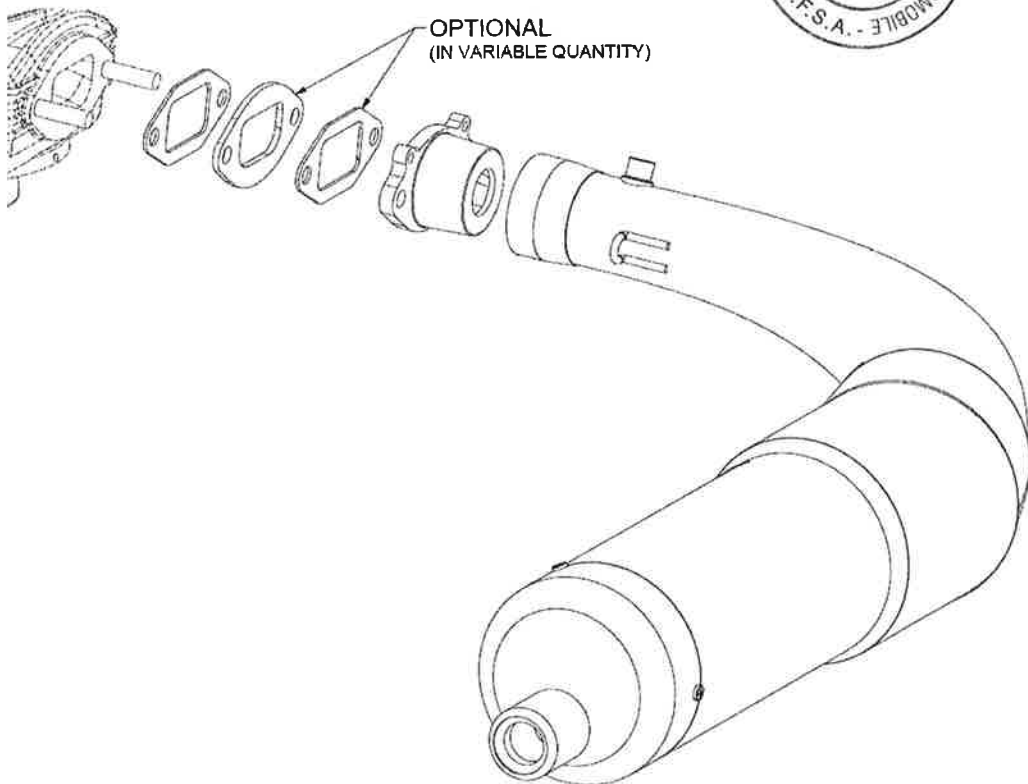


OPTIONAL
Part n° cod. X30125375

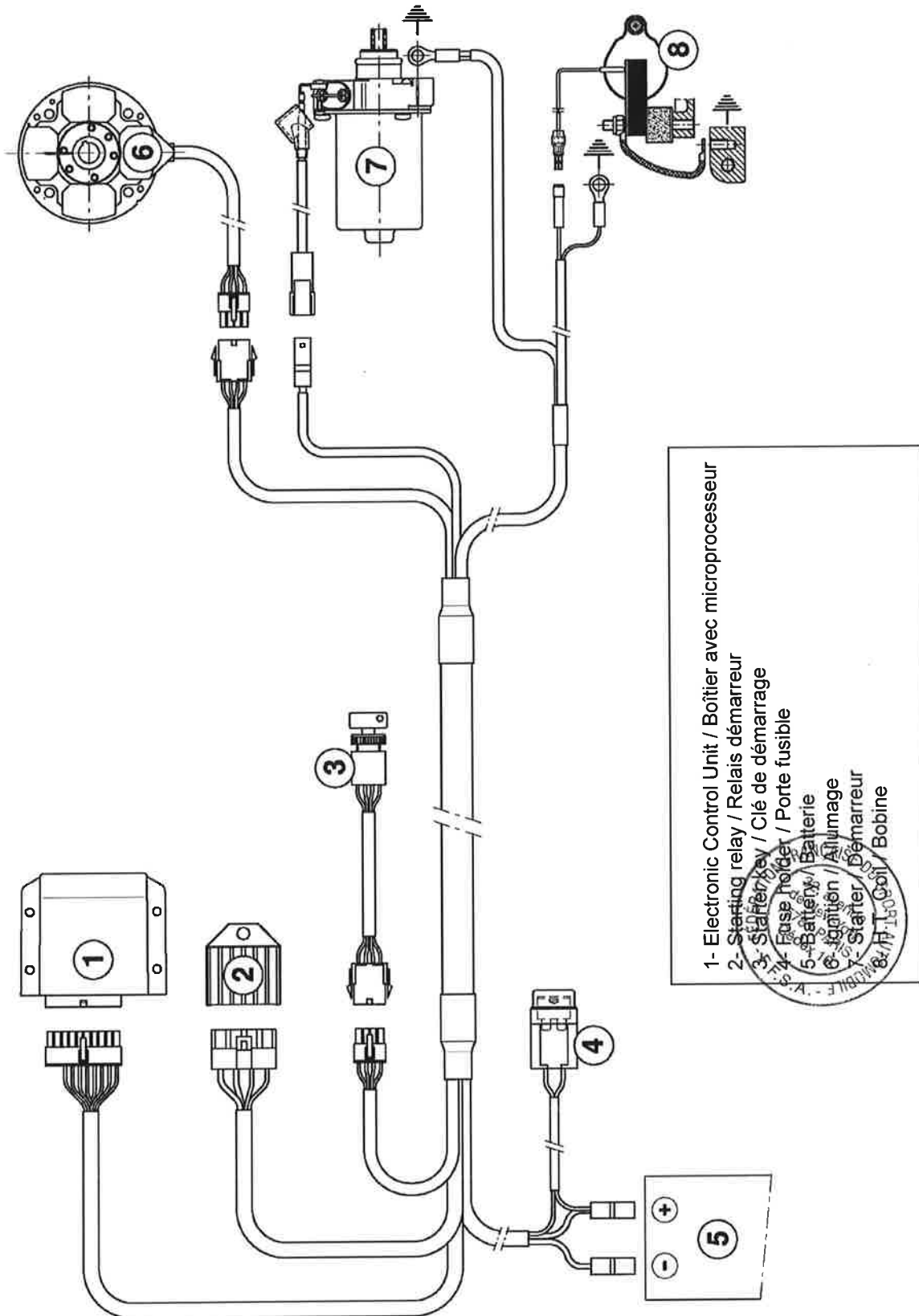
JUNIOR EXHAUST FITTING
RACCORD D'ÉCHAPPEMENT JUNIOR



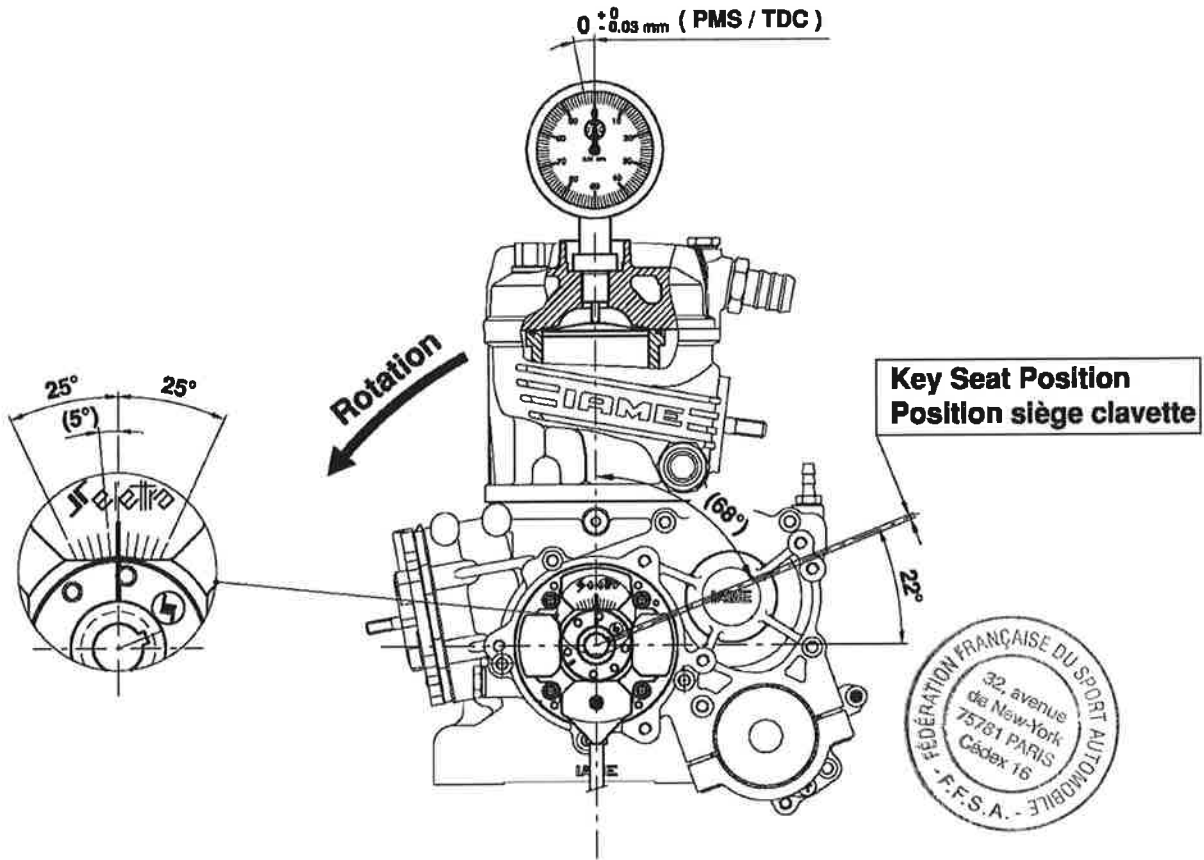
JUNIOR MUFFLER INSTALLATION
INSTALLATION DU SILENCIEUX D'ÉCHAPPEMENT JUNIOR



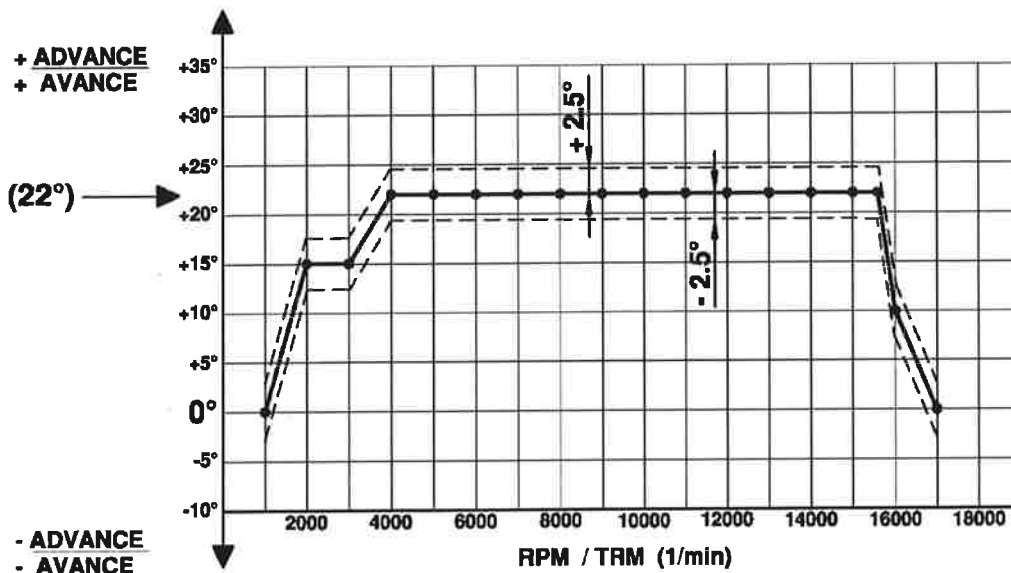
WIRING DIAGRAM (SELETTRA DIGITAL "K" IGNITION)
 SCHEMA CIRCUIT ELECTRIQUE (ALLUMAGE SELETTRA DIGITAL "K")




**SCHEME FOR ADVANCE CONTROL
SCHEMA DE CONTROLE POUR L'AVANCE**



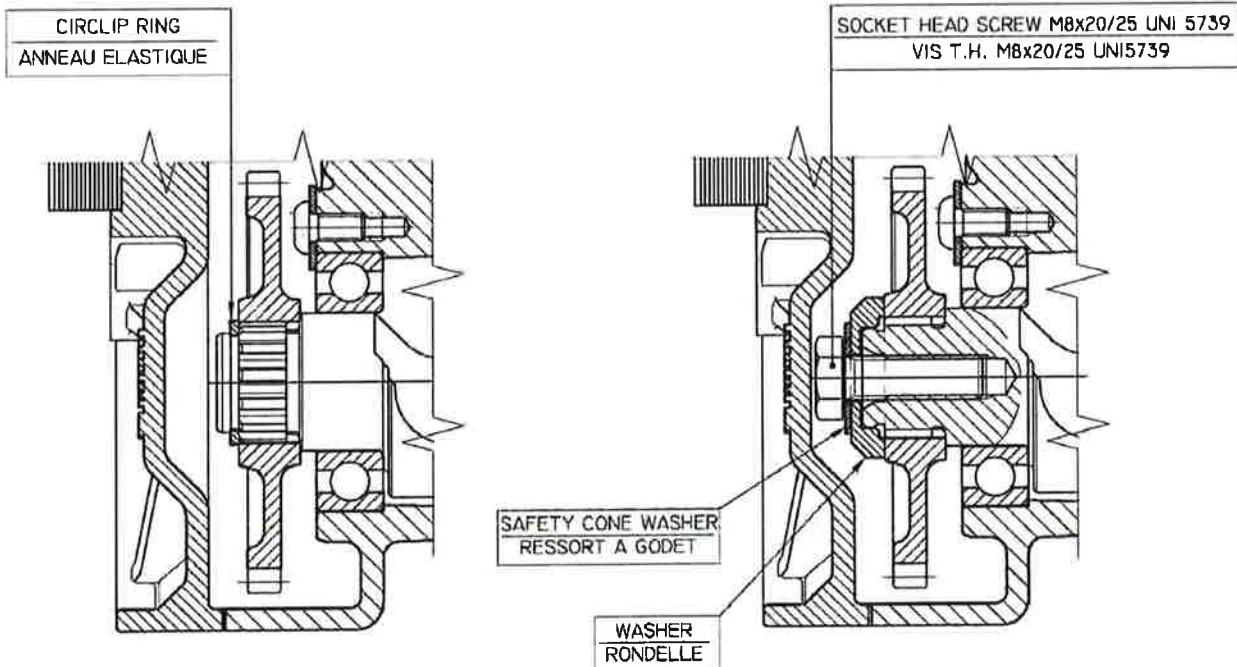
ADVANCE CURVE GRAPHS / GRAPHIQUES DE LA COURBE D'AVANCE



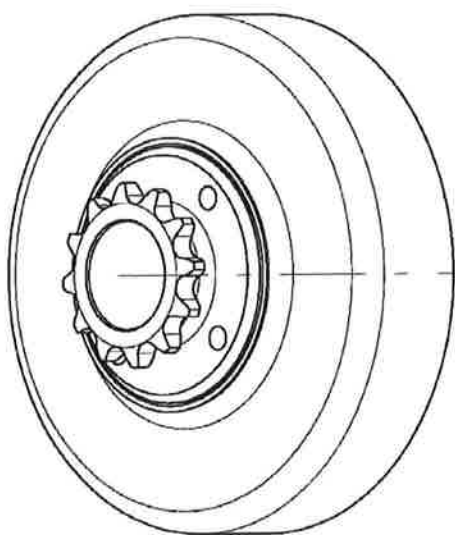
ELECTRONIC BOX MARKING
 MARQUAGE DU BOITIER ELECTRONIQUE



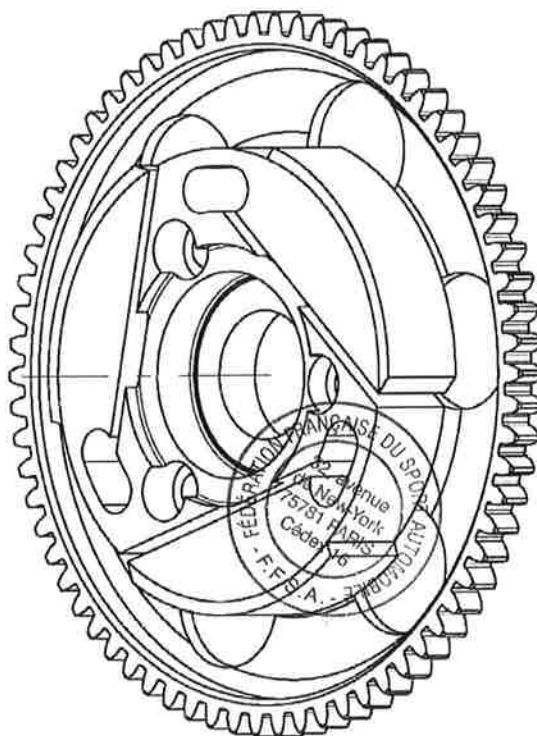
GEAR ALTERNATIVE FIXING
 FIXATION ALTERNATIVE DE L' ENGRANAGE



DESCRIPTION OF THE CLUTCH - DESCRIPTION DE L' EMBRAYAGE


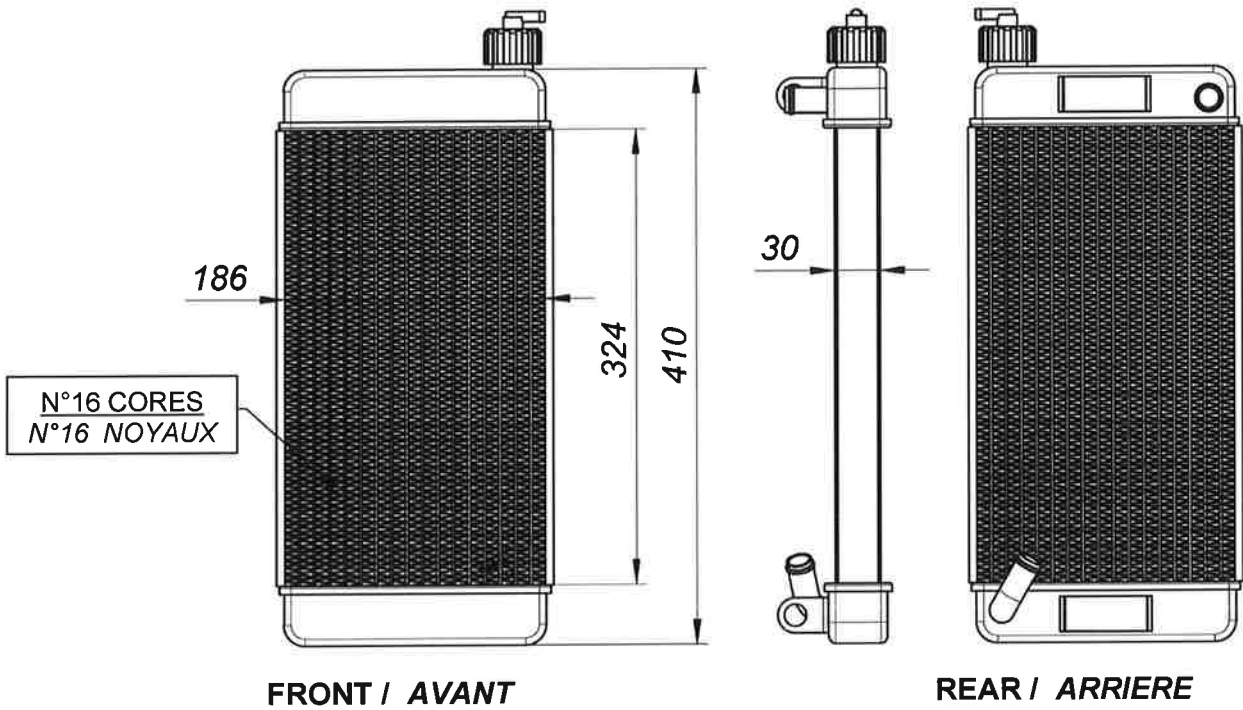


Min. weight 300 g
Poids min. 300 g

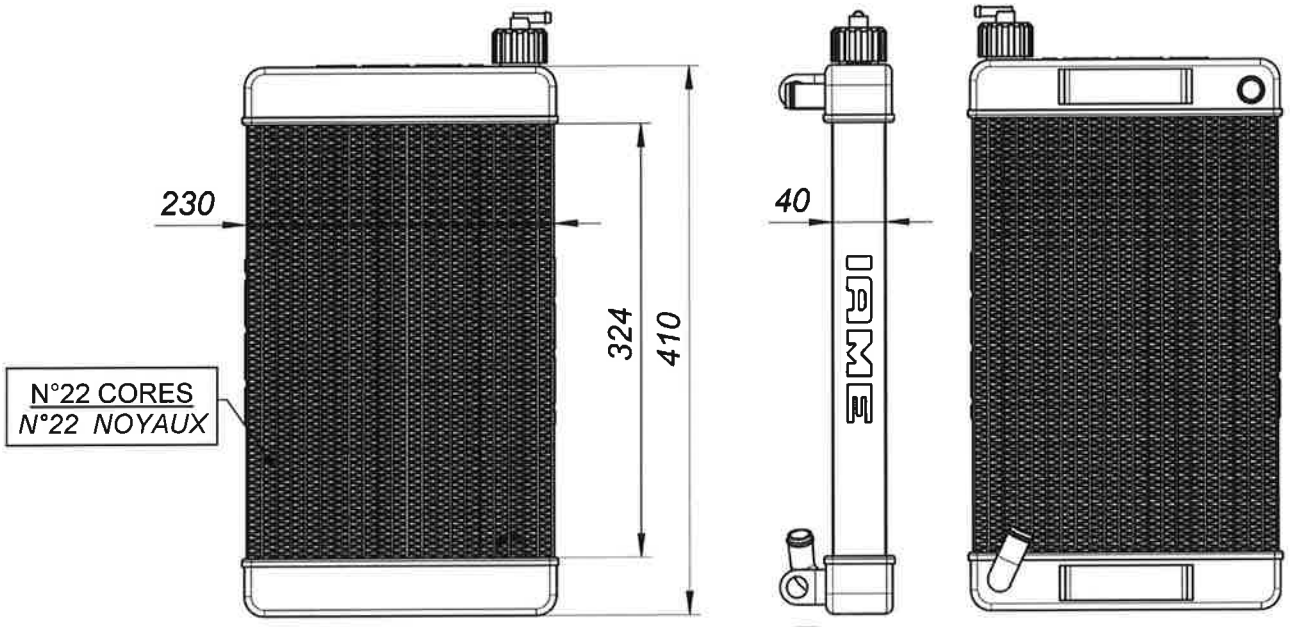


Min. weight 680 g
Poids min. 680 g

RADIATOR DESCRIPTION AND SKETCH OF PARTS
 DESCRIPTION DU RADIATEUR ET SCHEMA ILLUSTRANT LES ELEMENTS





RADIATOR ALTERNATIVE DESCRIPTION AND SKETCH
 DESCRIPTION DU RADIATEUR ALTERNATIVE



FRONT / AVANT

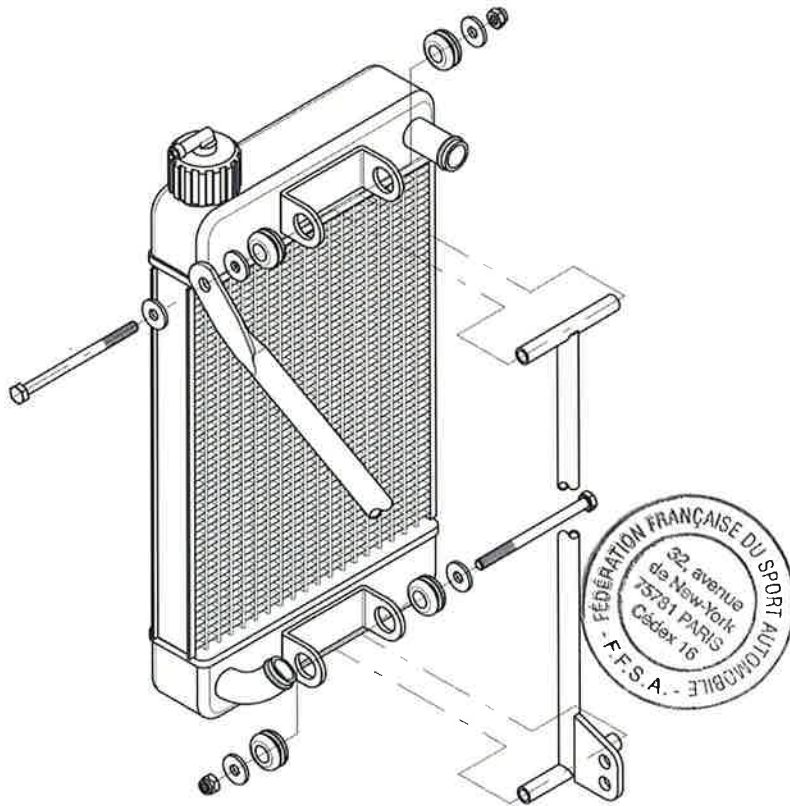
REAR / ARRIERE




FRONT / AVANT

REAR / ARRIERE

RADIATOR AND ITS SUPPORTS
RADIATEUR ET SES SUI TIEN



WATER PUMP GROUP
GROUPE POMPE A' EAU




THERMOSTAT



ALTERNATIVE



ALTERNATIVE WATER PUMP & PULLEY
 ALTERNATIVE GROUPE POMPE A' EAU ET POULIE



PISTON IDENTIFICATION MARKING
 MARQUAGE D'IDENTIFICATION PISTON



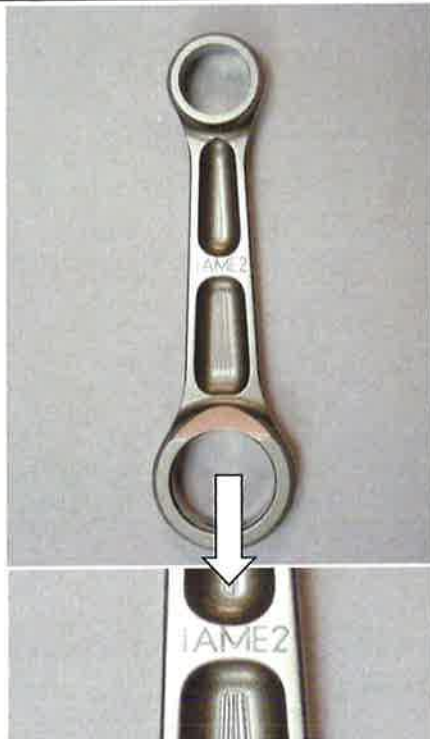



PHOTO IDENTIFICATION CONROD
 MARQUAGE D'IDENTIFICATION BIELLE

IDENTIFICATION BALANCING SHAFT
 MARKING
 MARQUAGE D'IDENTIFICATION ARBRE
 D'EQUILIBRAGE





CRANKSHAFT IDENTIFICATION MARKING
MARQUAGE D'IDENTIFICATION DU VILEBREQUIN



GEAR COMMAND BALANCING SHAFT
IDENTIFICATION MARKING
MARQUAGE D'IDENTIFICATION
ENGRENAGE ARBRE D'EQUILIBRAGE

SPROCKET IDENTIFICATION MARKING
MARQUAGE D'IDENTIFICATION DU PIGNON




CLUTCH BODY IDENTIFICATION MARKING
 MARQUAGE D'IDENTIFICATION CORPS DE
 EMBRAYAGE




CLUTCH DRUM IDENTIFICATION MARKING
 MARQUAGE D'IDENTIFICATION DE LA
 CALOTTE



STARTER RING IDENTIFICATION MARKING
 MARQUAGE D'IDENTIFICATION DE LA
 COURONNE DE DEMARRAGE



STARTER IDENTIFICATION MARKING
 MARQUAGE D'IDENTIFICATION DU
 MOTEUR DEMARREUR



REED GROUP & PETALS IDENTIFICATION MARKING
 MARQUAGE D'IDENTIFICATION DE LA PYRAMIDE DE CLAPETS & CLAPETS





PHOTO IDENTIFICATION CARBURETOR
 INLET CONVEYOR
 MARQUAGE D'IDENTIFICATION DU
 COLLECTEUR D'ASPIRATION

EXHAUST SILENCER IDENTIFICATION
 MARKING
 MARQUAGE D'IDENTIFICATION
 ECHAPPEMENT




STATOR IDENTIFICATION MARKING
MARQUAGE D'IDENTIFICATION DU STATOR




FÉDÉRATION FRANÇAISE DU SPORT AUTOMOBILE
- F.F.S.A. -
32, avenue
de New-York
75781 PARIS
Cédex 16


CLUTCH COVER AND H.T. COIL IDENTIFICATION MARKING
MARQUAGE DU COUVERCLE D'EMBRAYAGE ET DE LA BOBINE



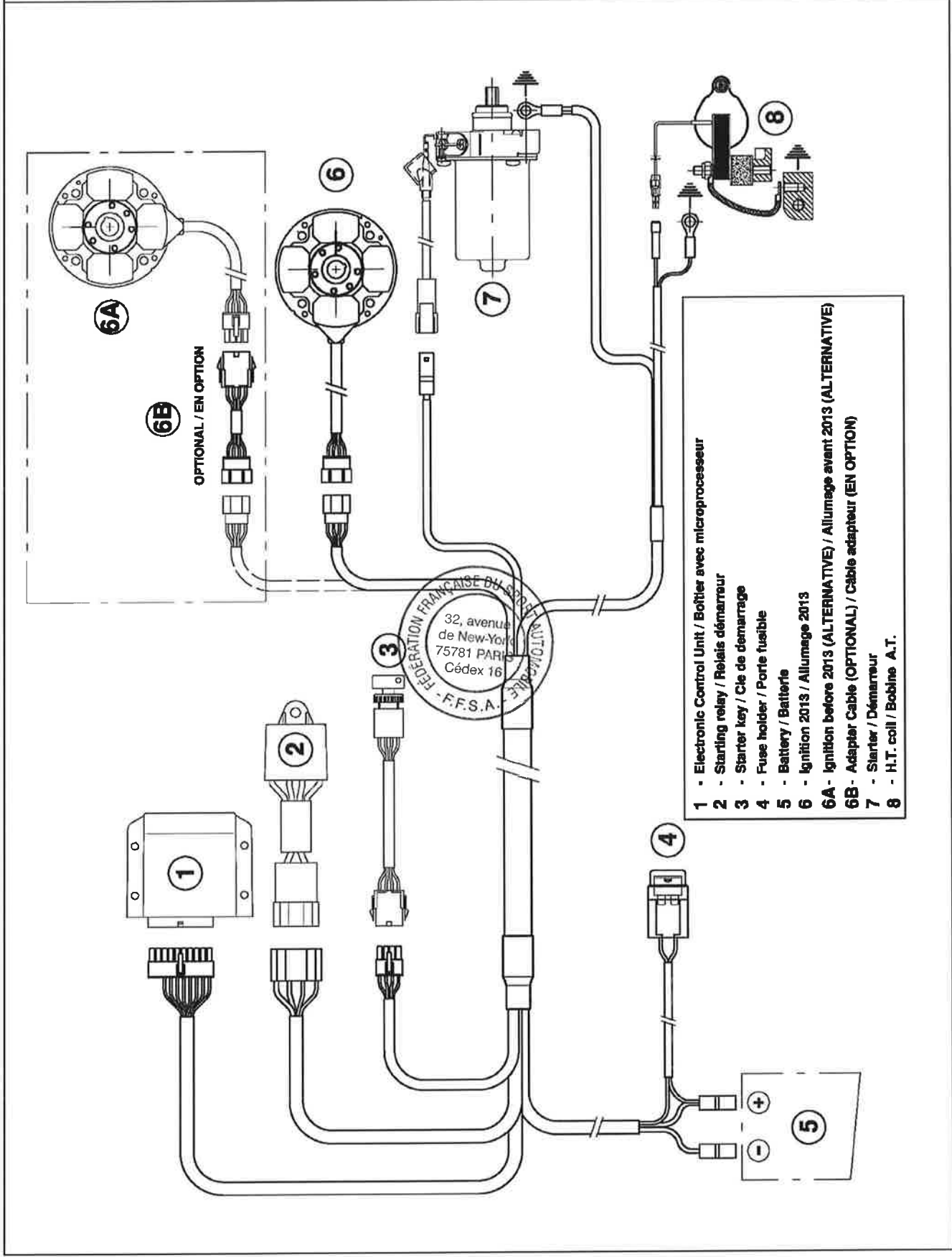
BENDIX COVER IDENTIFICATION MARKING
MARQUAGE D'IDENTIFICATION DU COUVERCLE
DU CONTRE-ARBRE DE DEMARRAGE



ALTERNATIVE RADIATOR IAME IDENTIFICATION MARKING
MARQUAGE D'IDENTIFICATION DU RADIATEUR ALTERNATIVE




WIRING DIAGRAM (SELETTRA DIGITAL "K" IGNITION 2013)
 SCHEMA CIRCUIT ELECTRIQUE (ALLUMAGE SELETTRA DIGITAL "K" 2013)



FROM 2014 ON - A PARTIR DE 2014

STICKER APPLICATION AREA - ESPACE POUR L'APPLICATION DE ADHÉSIFS

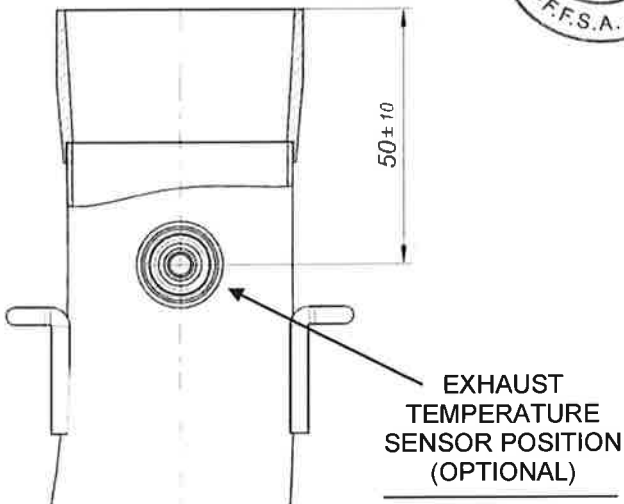


ALTERNATIVE AREA



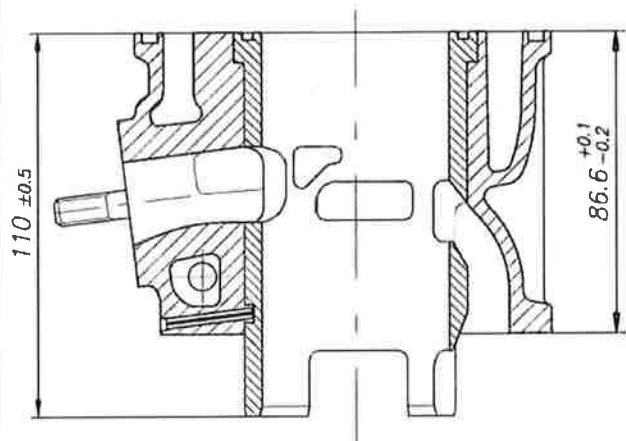
EXHAUST TEMPERATURE SENSOR
CAPTEUR DE TEMPERATURE D'ÉCHAPPEMENT

CYLINDER CROSS SECTION VIEW
VUE EN SECTION DU CYLINDRE







EXHAUST TEMPERATURE SENSOR POSITION (OPTIONAL)

POSITION DU CAPTEUR DE TEMPERATURE D'ÉCHAPPEMENT (EN OPTION)



CYLINDER IDENTIFICATION MARKING
MARQUAGE D'IDENTIFICATION DU CYLINDRE



ALTERNATIVE PUSH BUTTONS – START & STOP
BOUTONS "START & STOP" DU DEMARREUR ALTERNATIVE





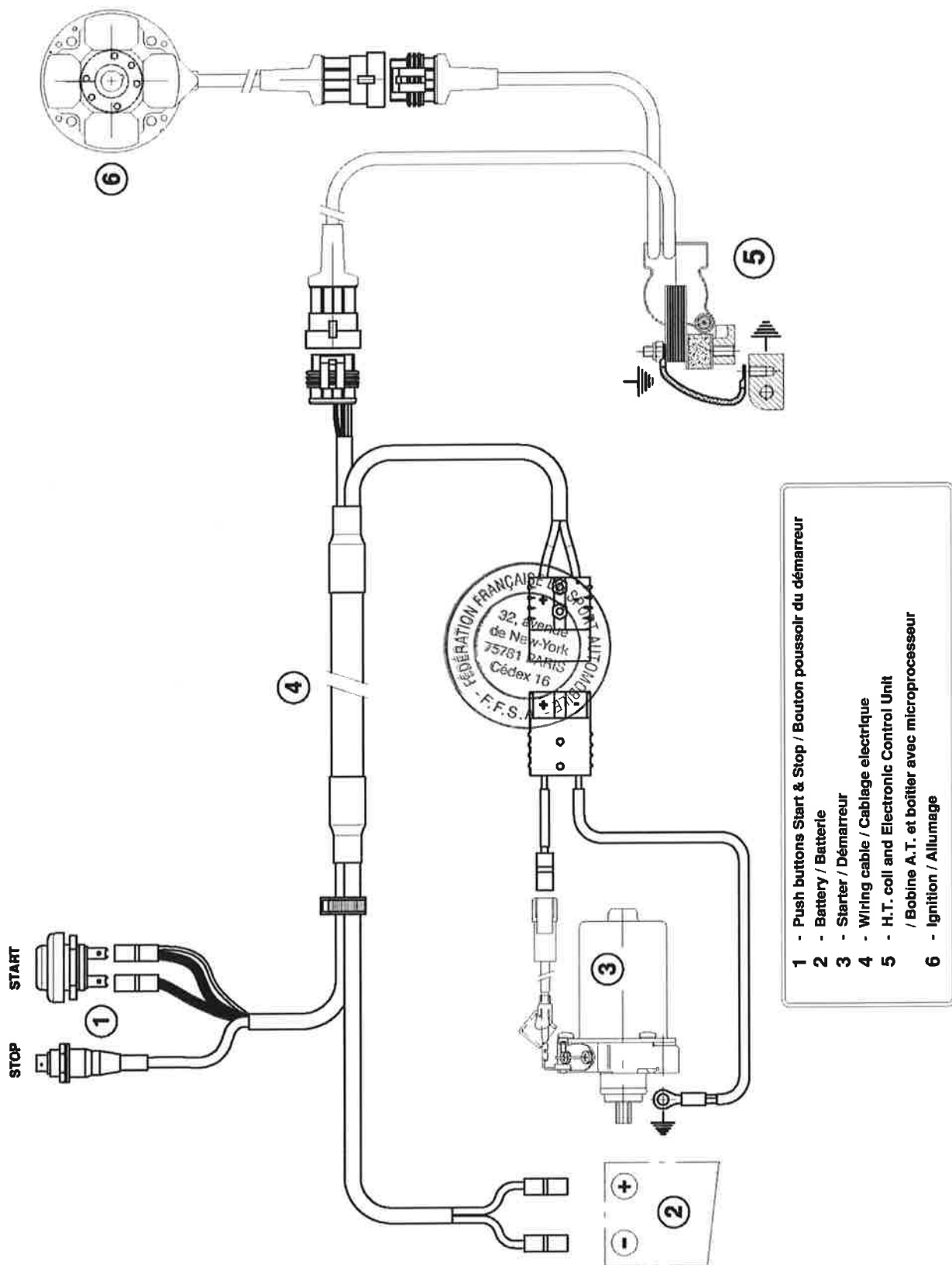
PHOTO COMPLETE ALTERNATIVE WIRING LOOM
PHOTO DU CABLAGE ELECTRONIQUE COMPLETE



PHOTO OF SELETTA ALTERNATIVE DIGITAL "S" IGNITION, WITH IAME MARKING
PHOTO DU SELETTA DIGITAL "S" ALLUMAGE, AVEC MARQUAGE IAME



WIRING DIAGRAM (SELETTRA DIGITAL "S" IGNITION)
 SCHEMA CIRCUIT ELECTRIQUE (ALLUMAGE SELETTRA DIGITAL "S")



ALTERNATIVE WIRING LOOM
 CABLAGE ELECTRONIQUE COMPLET ALTERNATIVE



ALTERNATIVE WIRING LOOM DIAGRAM
 SCHEMA CIRCUIT ELECTRIQUE ALTERNATIVE

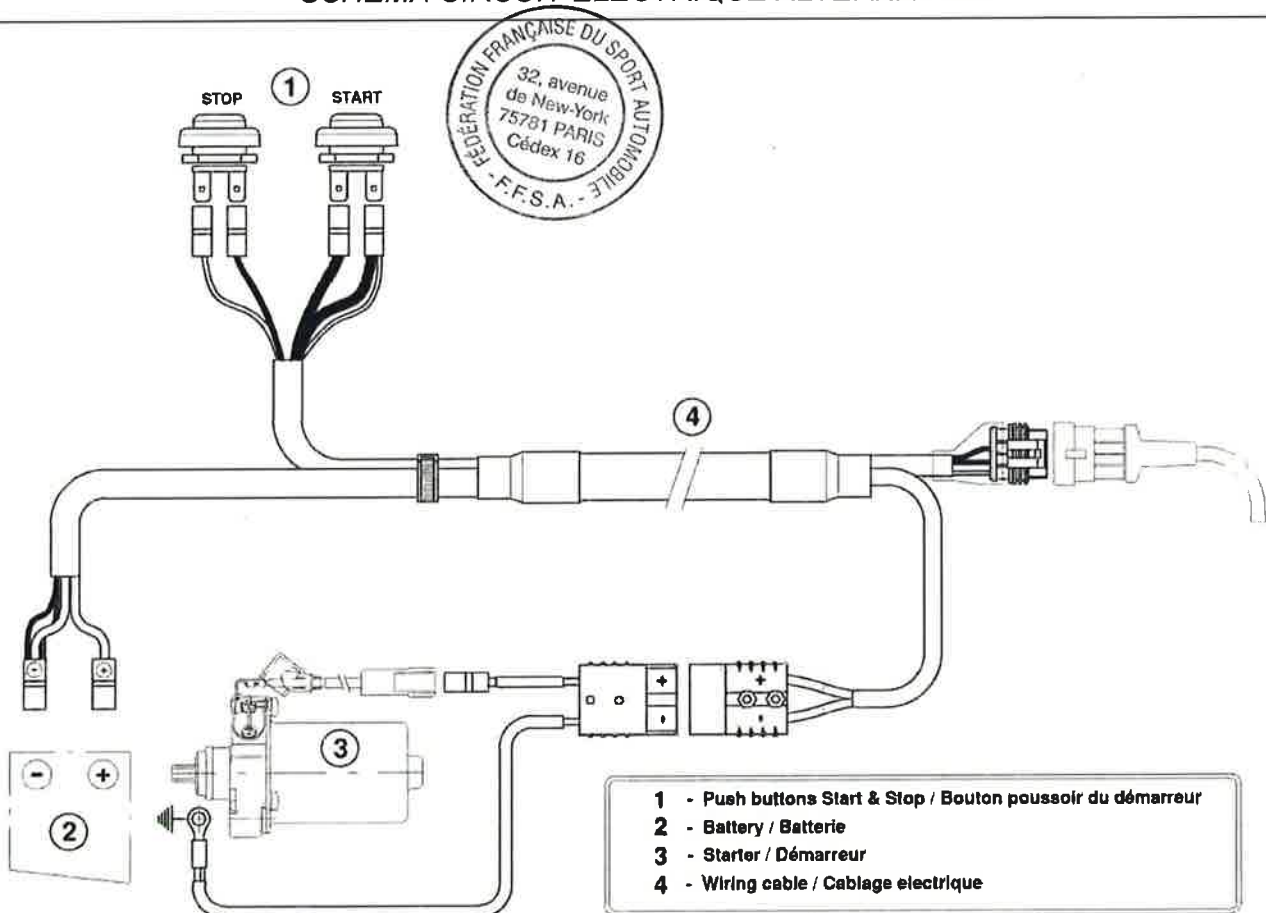
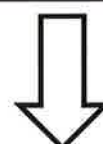
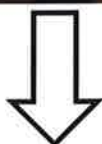



PHOTO IDENTIFICATION REED GROUP
 PHOTO IDENTIFICATION PYRAMIDE DE CLAPETS

ACTUAL VERSION
 COURANT VERSION


ALTERNATIVE VERSION
 VERSION ALTERNATIVE



ACTUAL PISTON
PISTON COURANT



VARIABLE
ALTERNATIVE PISTON
PISTON ALTERNATIVE



ALTERNATIVE CONROD
 BIELLE ALTERNATIF

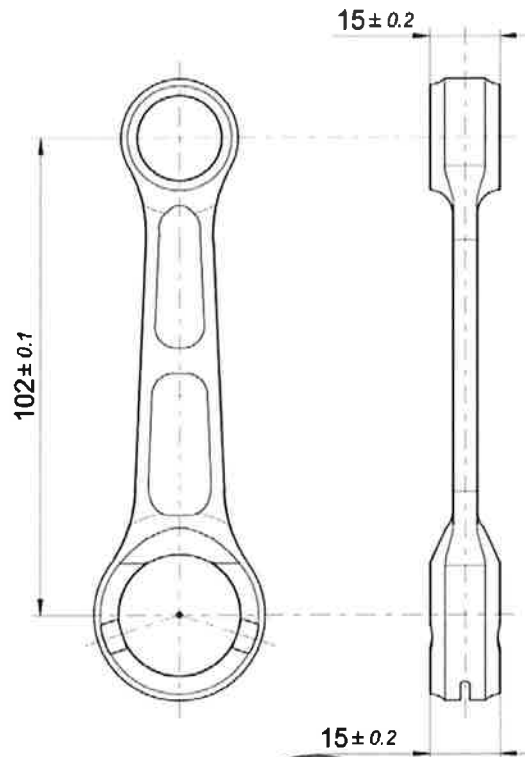
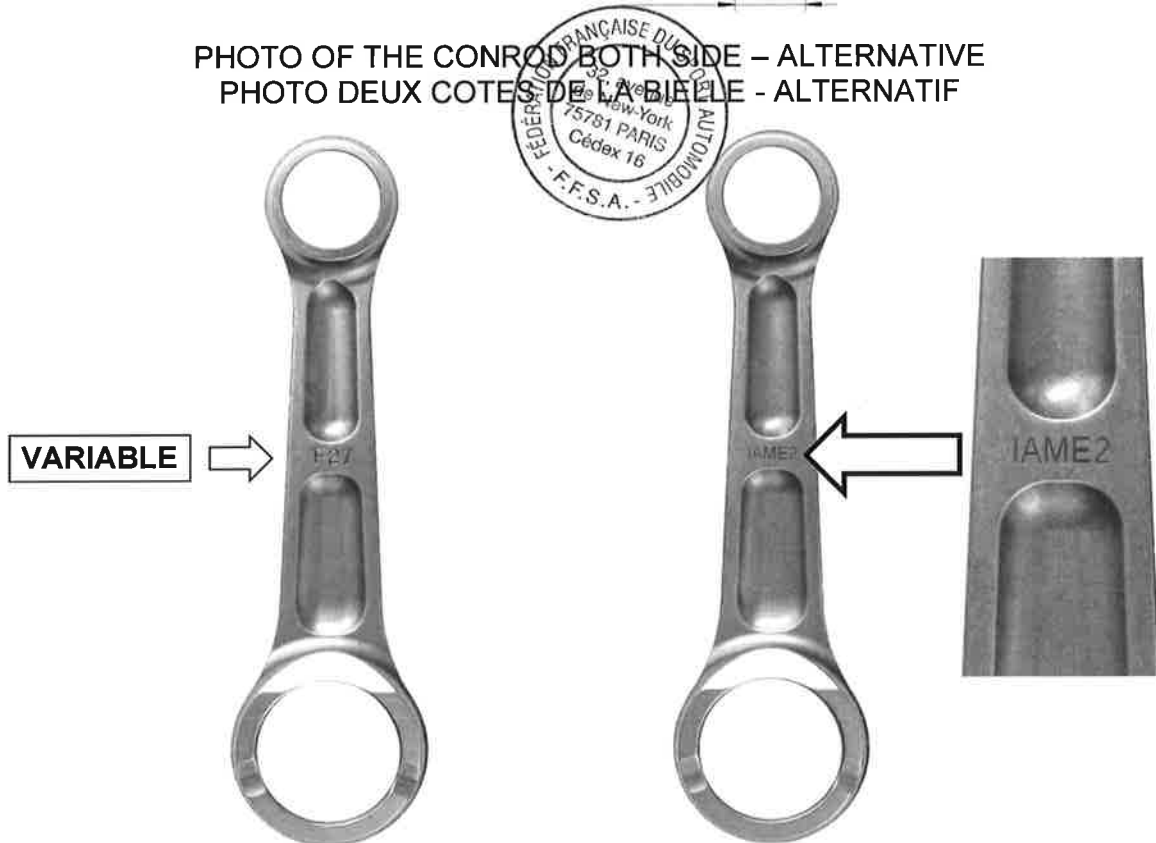


PHOTO OF THE CONROD BOTH SIDE – ALTERNATIVE
 PHOTO DEUX COTES DE LA BIELLE - ALTERNATIF



**BOTH TYPES OF CONROD CAN BE USED WITH BOTH TYPES OF WASHERS (IN COUPLE)
 LES DEUX TYPES DE BIELLE PEUVENT ÊTRE UTILISÉS AVEC LES DEUX TYPES DE
 RONDELLES (EN COUPLE)**

PHOTO IDENTIFICATION OF SMALL END CONROD BEARING – TYPES ALTERNATIVE
PHOTO D'IDENTIFICATION DU PALIER PIED DE BIELLE – TYPES ALTERNATIFS

TYPE 1



TYPE 2



PHOTO IDENTIFICATION OF CONROD WASHER – TYPES ALTERNATIVE
PHOTO D'IDENTIFICATION RONDELLE BIELLE – TYPES ALTERNATIFS









TYPE 1



TYPE 2



PARTS WITH ALTERNATIVE NEW LOGO "IAME"
COMPOSANTS AVEC UN NOUVEAU LOGO ALTERNATIF «IAME»

| | |
|--|---|
| <p align="center">CYLINDER HEAD CULASSE</p>  <p align="center">NEW / NOUVEAU LOGO</p>  | <p align="center">CYLINDER CILINDRE</p>  <p align="center">NEW / NOUVEAU LOGO</p>  |
| <p align="center">SEMICARTER TRANSMISSION SIDE SEMICARTER CÔTÉ PIGNON</p> | <p align="center">SEMICARTER IGNITION SIDE SEMICARTER CÔTÉ ALLUMAGE</p> |
|  <p align="center">NEW / NOUVEAU LOGO</p>  |  <p align="center">NEW / NOUVEAU LOGO</p>  |



PARTS WITH ALTERNATIVE NEW LOGO "IAME"
COMPOSANTS AVEC UN NOUVEAU LOGO ALTERNATIF «IAME»

IGNITION COVER
COUVERCLE DU ALLUMAGE



NEW / NOUVEAU LOGO



CLUTCH COVER
COUVERCLE D'EMBRAYAGE



NEW / NOUVEAU LOGO



REED GROUP
GROUPE CLAPETS



NEW / NOUVEAU LOGO





CARBURETTOR INLET CONVEYOR
CONVOYEUR D'ADMISSION



NEW / NOUVEAU LOGO



PARTS WITH ALTERNATIVE NEW LOGO "IAME"
COMPOSANTS AVEC UN NOUVEAU LOGO ALTERNATIF «IAME»

| <p align="center">RADIATOR RADIATEUR</p> | <p align="center">EXHAUST SILENCER ECHAPPEMENT</p> |
|--|--|
| <p align="center">NEW / NOUVEAU LOGO</p>  <p>The radiator is a rectangular component with a black plastic top and bottom housing and a central core of vertical cooling fins. To its right is a vertical rectangular plate with the 'IAME' logo embossed in a stylized, bold font.</p> | <p align="center">NEW / NOUVEAU LOGO</p>  <p>The exhaust silencer is a curved metal pipe with a circular end cap. The end cap features the 'IAME' logo. Below the silencer is a circular metal flange with a central hole, also featuring the 'IAME' logo. To the left of the silencer is a circular stamp from the Fédération Française du Sport Automobile (F.F.S.A.) with the following text: '32, avenue de New-York 75781 PARIS Cédex 16'. Below the flange is a rectangular plate with the 'IAME' logo embossed in a stylized, bold font.</p> |

THE OTHERS COMPONENTS OF ENGINE THAT ARE MARKED (LASER OR PUNCHING) UNTIL TODAY WITH LOGO OR WRITTEN "IAME"

LES AUTRES COMPOSANTS DU MOTEUR AVEC MARQUAGE (LASER OU POINÇONNEUSE) AUJOURD'HUI AVEC LE LOGO OU ÉCRIT «IAME»

I A M E

or

IAME



NOW COULD BE MARKED WITH NEW LOGO "IAME"

MAINTENANT POURRAIT EST MARQUEES AVEC UN NOUVEAU LOGO "IAME"

iaame

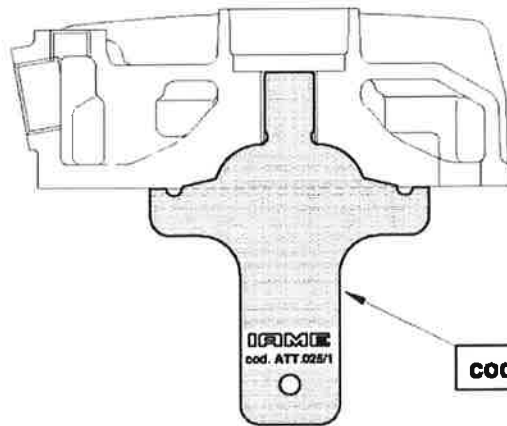
or

ⓐiaame

or

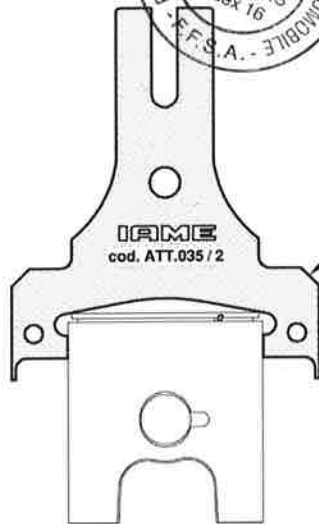
ⓐ

CHECKING THE SHAPE OF THE COMBUSTION CHAMBER
CONTRÔLE DE LA FORME DE LA CHAMBRE DE COMBUSTION



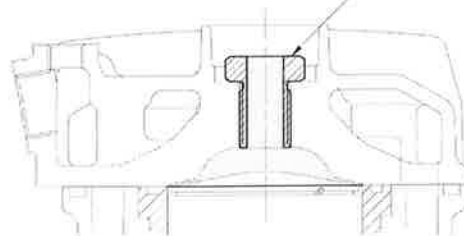
cod. n° ATT. 025 / 1

CONTROL OF THE PISTON DOME
CONTRÔLE DU DÔME DE PISTON



cod. n° ATT. 035 / 2

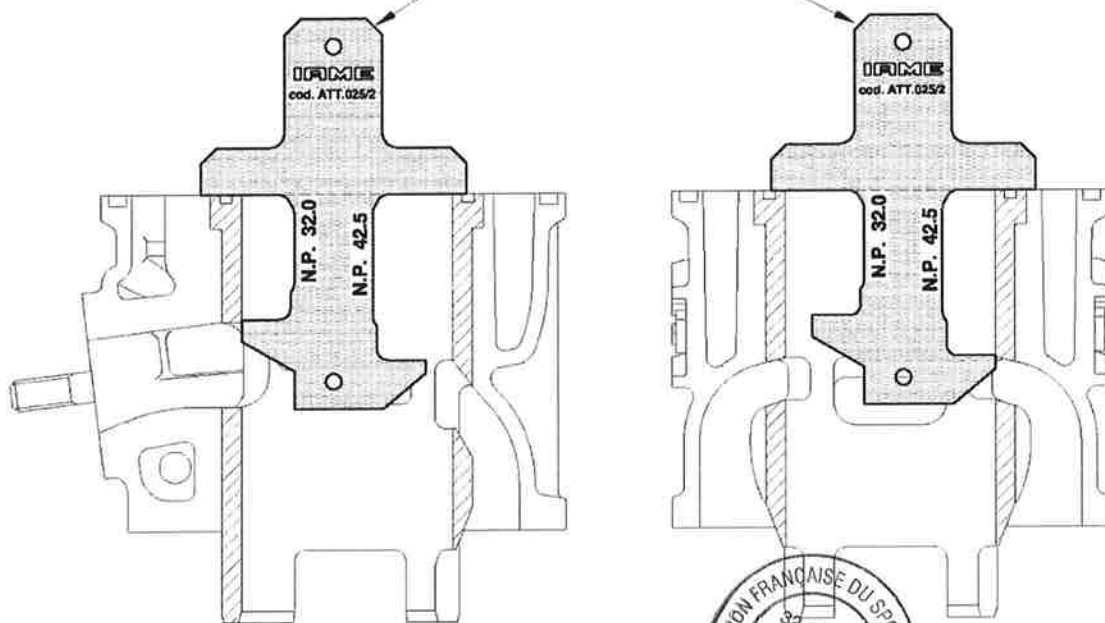
CONTROL OF THE VOLUME OF THE COMBUSTION CHAMBER
CONTRÔLE DU VOLUME DE LA CHAMBRE DE COMBUSTION



cod. n° 10151

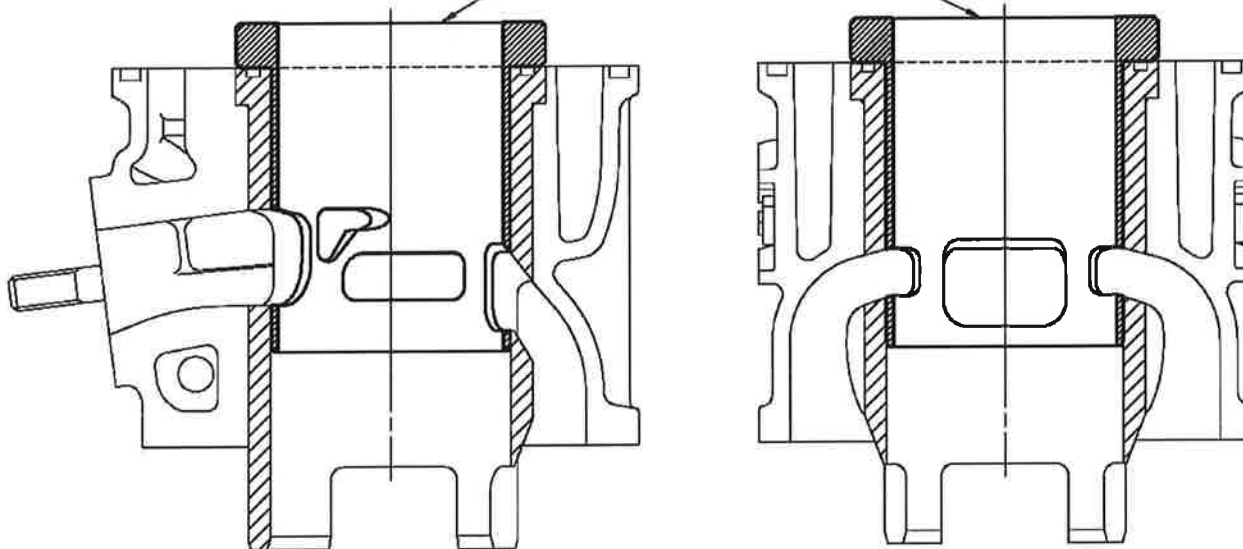
CYLINDER CHECK - CONTRÔLE DU CYLINDRE
CHECK OF EXHAUST DUCT AND LATERAL TRANSFERS
CONTRÔLE DE LA LUMIÈRE D'ÉCHAPPEMENT ET DES TRANSFERTS LATÉRAUX

cod. n° ATT. 025 / 2

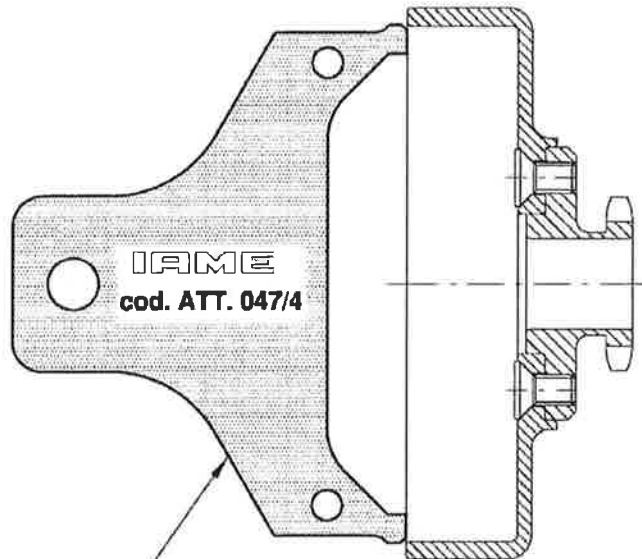


CYLINDER LINER DUCTS AND TRANSFERS CHECK TOOL
OUTIL DE VÉRIFICATION DES LUMIÈRES DE LA CHÊMISE DU CYLINDRE

cod. n° ATT. 035 / 1



CLUTCH DRUM CHECK TOOL
CONTRÔLE DE LA CLOCHE D'EMBRAYAGE



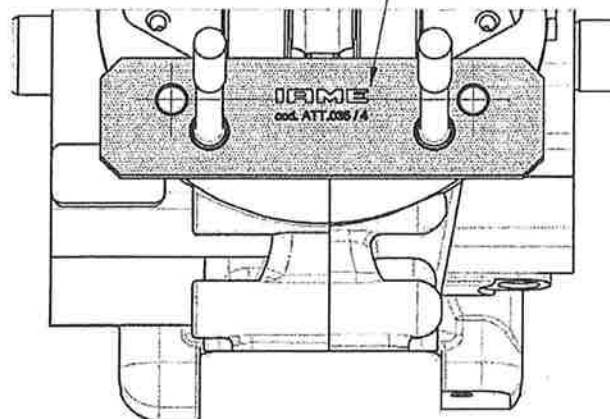
cod. n° ATT. 047 / 4



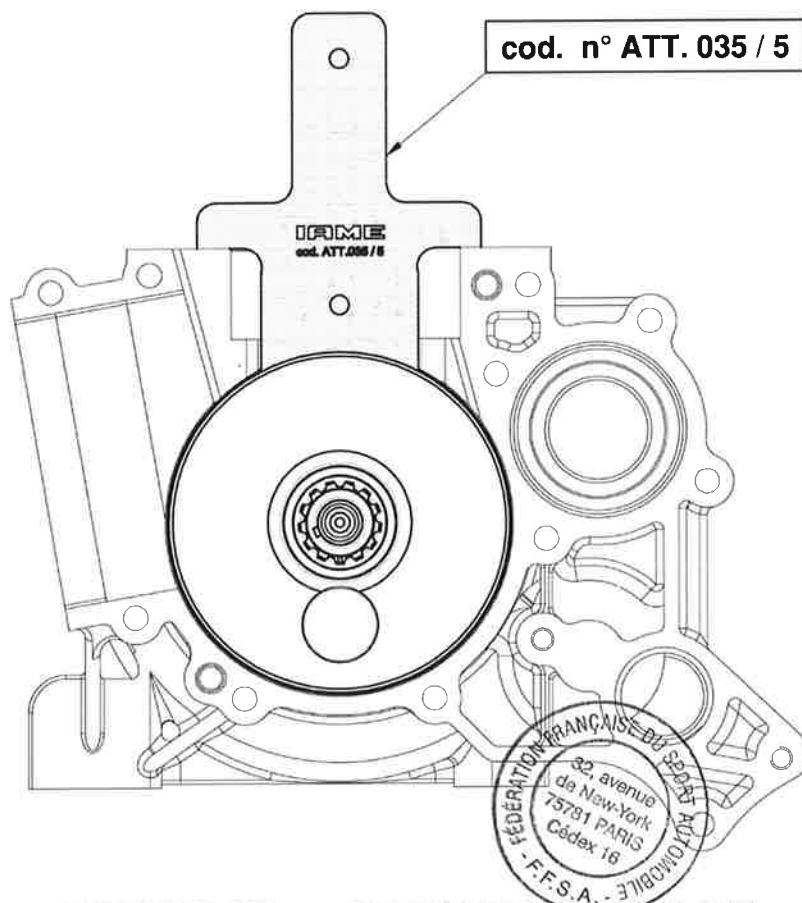
CRANKCASE CHECK TOOLS - CONTRÔLE DU CARTER

CHECKING THE DISTANCE BETWEEN THE CILYNDER PINS
CONTRÔLE DE L'ENTRAXE DES PINNULES D'INDEXATION DU CYLINDRE

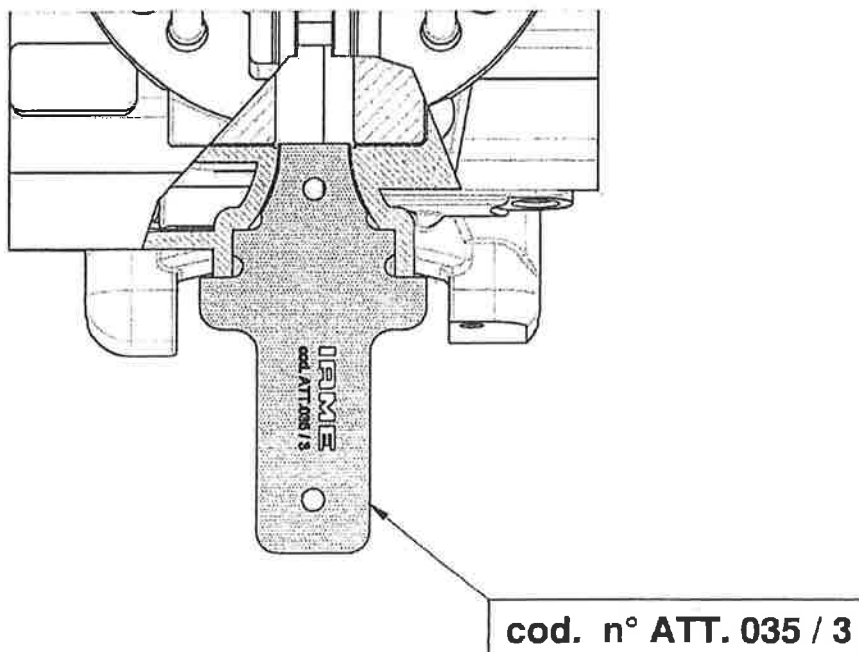
cod. n° ATT. 035 / 4



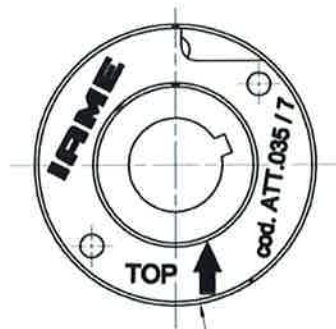
CONTROL OF THE HEIGHT OF THE JOINT PLANE
CONTRÔLE DE LA HAUTEUR DU PLAN DE JOINT



CHECKING OF THE REEDS VALVE SEAL PLANE
CONTRÔLE DU PLAN DE JOINT DE LOGEMENT DE BOITE À CLAPETS

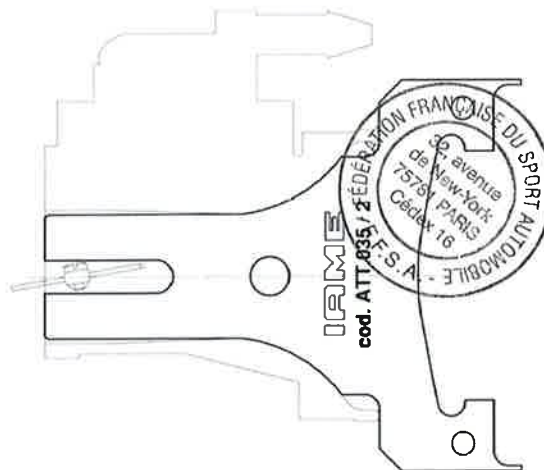


CONTROL OF THE POSITION OF SELETTRA DIGITAL "S" PHASE MARKING
CONTROLE DU POSITION REGULA DU MARQUAGE DU PHASE SELETTRA DIGITAL "S"

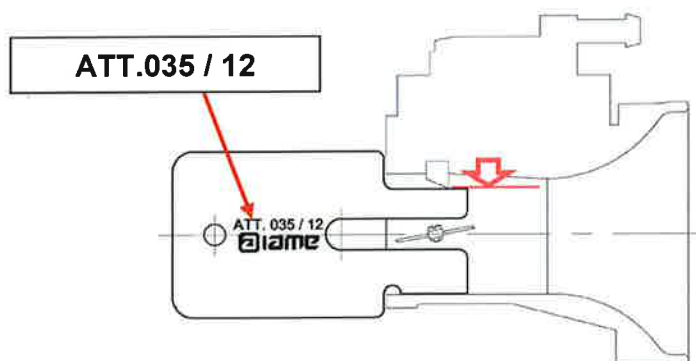


cod. n° ATT. 035 / 7

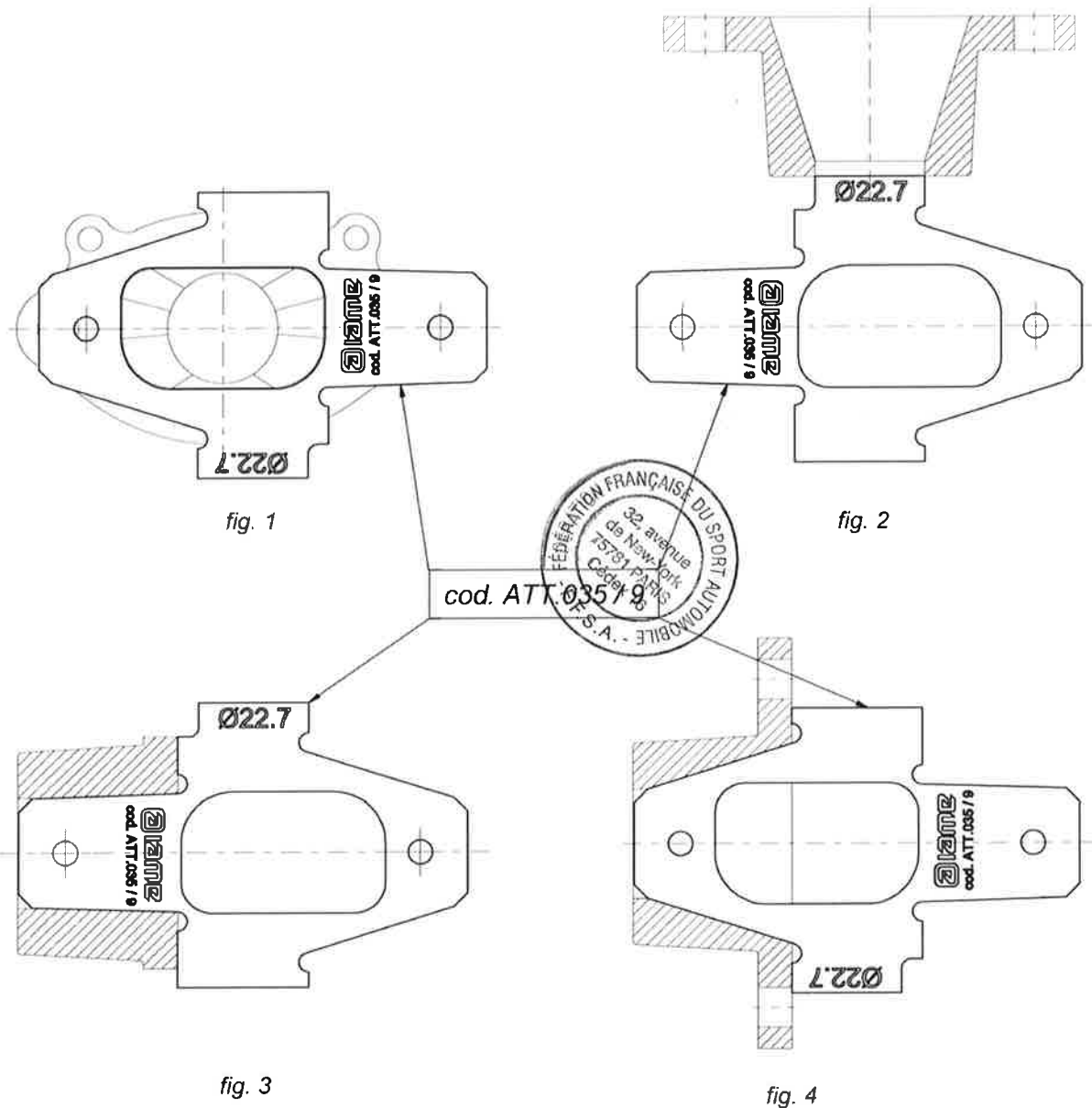
VENTURI SHAPE CONTROL OF TILLOTSON HW-27A CARBURETTOR
CONTROLE DU VENTURI DU CARBURATEUR TILLOTSON HW-27A



CHECK THE HEIGHT OF ATOMIZER – PASS IF IT'S OK
CONTROLE HAUTER DU PULVERIZATEUR – PASS S'IL EST REGULIER



EXHAUST MANIFOLD CHECK TOOL - CONTRÔLE DU RACCORD D'ÉCHAPPEMENT



CHECK THAT THE NO-GO GAUGE DOES NOT ENTER INTO THE EXHAUST RESTRICTOR, (FIG.2);
VERIFIEZ QUE LE CALIBRE N'ENTRE PAS DANS LE TROU DU RESTRICTEUR D'ÉCHAPPEMENT.

CHECK THAT THE TOOL MATCHES THE SHAPE OF THE EXHAUST MANIFOLD, (FIG.1,3 AND 4).
VERIFIEZ QUE L'OUTIL ADAPTE LA MEME FORME DU RESTRICTEUR D'ÉCHAPPEMENT.