**RENAULT SPORT****1**

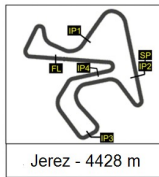
## CIRCUITO DE JEREZ - WORLD SERIES by RENAULT TEST EUROCUP FORMULA RENAULT 2.0 AM SESSION - RESULTS

CONDICIONES ATMOSFERICAS: **Soleado**ESTADO DE LA PISTA: **Seca**

Ord.	Piloto	Licencia	Equipo	Marca	NV	VR	Tiempo	Gap	Intv	Promedio
1	4 Jake HUGHES		GBR ART JUNIOR TEAM		38	11	<b>1:41.044</b>	----	----	<b>157,6</b>
2	22 Callan O'KEEFFE		RSA PREMA POWERTEAM		40	21	<b>1:41.821</b>	0.777	0.777	<b>156,4</b>
3	55 Pietro FITTIPALDI		BRA FORTEC MOTORSPORTS		26	25	<b>1:42.175</b>	1.131	0.354	<b>155,8</b>
4	40 Patricio O'WARD		MEX AVF		37	25	<b>1:42.191</b>	1.147	0.016	<b>155,8</b>
5	16 Louis DELETRAZ		SUI JOSEF KAUFMANN RACING		32	22	<b>1:42.259</b>	1.215	0.068	<b>155,7</b>
6	5 Max DEFOURNY		BEL ART JUNIOR TEAM		32	25	<b>1:42.432</b>	1.388	0.173	<b>155,4</b>
7	21 Dorian BOCCOLACCI		FRA PREMA POWERTEAM		47	41	<b>1:42.568</b>	1.524	0.136	<b>155,2</b>
8	6 Felix HIRSIGER		SUI ART JUNIOR TEAM		39	32	<b>1:42.658</b>	1.614	0.090	<b>155,1</b>
9	26 James ALLEN		AUS ARTA ENGINEERING		34	24	<b>1:42.698</b>	1.654	0.040	<b>155,0</b>
10	38 Harrison SCOTT		GBR AVF		35	27	<b>1:42.704</b>	1.660	0.006	<b>155,0</b>
11	10 Seb MORRIS		GBR MANOR MP MOTORSPORT		28	26	<b>1:42.748</b>	1.704	0.044	<b>155,0</b>
12	20 Ralf ARON		EST PREMA POWERTEAM		47	46	<b>1:42.861</b>	1.817	0.113	<b>154,8</b>
13	11 Lasse SORENSEN		DEN MANOR MP MOTORSPORT		35	17	<b>1:42.869</b>	1.825	0.008	<b>154,8</b>
14	7 Valentin HASSE CLOT		FRA FORTEC MOTORSPORTS		43	41	<b>1:42.932</b>	1.888	0.063	<b>154,7</b>
15	9 Joseph MAWSON		AUS FORTEC MOTORSPORTS		41	39	<b>1:43.294</b>	2.250	0.362	<b>154,2</b>
16	39 Alessio LORANDI		ITA AVF		41	36	<b>1:43.331</b>	2.287	0.037	<b>154,1</b>
17	14 Anton De PASQUALE		AUS JOSEF KAUFMANN RACING		48	41	<b>1:43.433</b>	2.389	0.102	<b>153,9</b>
18	12 Valentin MOINEAULT		FRA MANOR MP MOTORSPORT		36	25	<b>1:43.585</b>	2.541	0.152	<b>153,7</b>
19	18 Ferdinand HABSBURG		AUT KOIRANEN GP		35	32	<b>1:43.598</b>	2.554	0.013	<b>153,7</b>
20	2 Paul HOKFELT JR.		SUI TECH 1 RACING		22	22	<b>1:43.656</b>	2.612	0.058	<b>153,6</b>
21	51 Charlie EASTWOOD		IRL FORTEC MOTORSPORTS		27	17	<b>1:43.659</b>	2.615	0.003	<b>153,6</b>
22	27 Denis BULATOV		RUS ARTA ENGINEERING		37	28	<b>1:44.111</b>	3.067	0.452	<b>152,9</b>
23	17 Joonas LAPPALAINEN		FIN KOIRANEN GP		40	21	<b>1:44.123</b>	3.079	0.012	<b>152,9</b>
24	1 Kevin AABOL		NOR TECH 1 RACING		38	37	<b>1:44.522</b>	3.478	0.399	<b>152,3</b>
25	62 Niko KARI		FIN KOIRANEN GP		39	30	<b>1:44.641</b>	3.597	0.119	<b>152,2</b>
26	8 Bryan ELPITIYA		FRA FORTEC MOTORSPORTS		44	32	<b>1:44.952</b>	3.908	0.311	<b>151,7</b>
27	28 David DROUX		SUI ARTA ENGINEERING		38	14	<b>1:44.989</b>	3.945	0.037	<b>151,7</b>
28	63 Nicklas NIELSEN		DEN ART JUNIOR TEAM		36	29	<b>1:45.196</b>	4.152	0.207	<b>151,4</b>
29	19 Julien FALCHERO		FRA KOIRANEN GP		46	40	<b>1:45.398</b>	4.354	0.202	<b>151,1</b>

RESULTADOS PUBLICADOS A LAS 13:30 HORAS

CIRCUITO DE JEREZ, 20 DE OCTUBRE DE 2014

**RENAULT SPORT**  
**WORLD SERIES**  
by RENAULT**FORMULA**  
**RENAULT 2.0**  
EUROCUP**2**

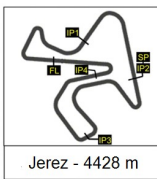
## CIRCUITO DE JEREZ - WORLD SERIES by RENAULT TEST EUROCUP FORMULA RENAULT 2.0 - ROOKIES AM SESSION - RESULTS

CONDICIONES ATMOSFERICAS: **Soleado**ESTADO DE LA PISTA: **Seca**

Ord.	Piloto	Licencia	Equipo	Marca	NV	VR	Tiempo	Gap	Intv	Promedio
1	21 Dorian BOCCOLACCI	FRA	PREMA POWERTEAM		47	41	<b>1:42.568</b>	----	----	<b>155,2</b>
2	6 Felix HIRSIGER	SUI	ART JUNIOR TEAM		39	32	<b>1:42.658</b>	0.090	0.090	<b>155,1</b>
3	20 Ralf ARON	EST	PREMA POWERTEAM		47	46	<b>1:42.861</b>	0.293	0.203	<b>154,8</b>
4	11 Lasse SORENSEN	DEN	MANOR MP MOTORSPORT		35	17	<b>1:42.869</b>	0.301	0.008	<b>154,8</b>
5	9 Joseph MAWSON	AUS	FORTEC MOTORSPORTS		41	39	<b>1:43.294</b>	0.726	0.425	<b>154,2</b>
6	39 Alessio LORANDI	ITA	AVF		41	36	<b>1:43.331</b>	0.763	0.037	<b>154,1</b>
7	14 Anton De PASQUALE	AUS	JOSEF KAUFMANN RACING		48	41	<b>1:43.433</b>	0.865	0.102	<b>153,9</b>
8	27 Denis BULATOV	RUS	ARTA ENGINEERING		37	28	<b>1:44.111</b>	1.543	0.678	<b>152,9</b>
9	17 Joonas LAPPALAINEN	FIN	KOIRANEN GP		40	21	<b>1:44.123</b>	1.555	0.012	<b>152,9</b>
10	1 Kevin AABOL	NOR	TECH 1 RACING		38	37	<b>1:44.522</b>	1.954	0.399	<b>152,3</b>

RESULTADOS PUBLICADOS A LAS 13:31 HORAS

CIRCUITO DE JEREZ, 20 DE OCTUBRE DE 2014



Jerez - 4428 m

RENAULT SPORT

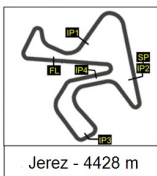
WORLD SERIES  
by RENAULT

FORMULA RENAULT 2.0  
EURO CUP

3

## CIRCUITO DE JEREZ - WORLD SERIES by RENAULT TEST EURO CUP FORMULA RENAULT 2.0 AM SESSION - ANALYSIS

Número	1		2		4		5		6		7		8		
	Vta	Sector	Vuelta	Sector	Vuelta	Sector	Vuelta	Sector	Vuelta	Sector	Vuelta	Sector	Vuelta		
1	IP1	54.971	54.971	51.340	51.340	49.666	49.666	56.565	56.565	54.873	54.873	1:07.06	1:07.064	1:10.96	1:10.966
	IP2	37.061	1:32.032	31.765	1:23.105	31.087	1:20.753	34.880	1:31.445	34.466	1:29.339	35.402	1:42.466	37.516	1:48.482
	FL	2:30.11	PIT EXIT	11:24.5	2:11.080	39.222	1:59.975	38.340	2:09.785	38.606	2:07.945	39.307	2:21.773	38.952	2:27.434
2	IP1	48.781	48.781	43.401	43.401	40.019	40.019	42.295	42.295	43.490	43.490	43.360	43.360	43.113	43.113
	IP2	33.674	1:22.455	36.390	1:19.791	29.833	1:09.852	31.373	1:13.668	31.070	1:14.560	31.153	1:14.513	31.953	1:15.066
	FL	38.254	2:00.709	37.580	1:57.371	35.372	1:45.224	36.727	1:50.395	36.809	1:51.369	37.107	1:51.620	37.438	1:52.504
3	IP1	42.056	42.056	41.059	41.059	42.723	42.723	41.329	41.329	43.095	43.095	41.410	41.410	41.959	41.959
	IP2	33.364	1:15.420	29.972	1:11.031	29.828	1:12.551	30.415	1:11.744	29.927	1:13.022	30.554	1:11.964	30.722	1:12.681
	FL	37.533	1:52.953	36.532	1:47.563	36.944	1:49.495	36.149	1:47.893	36.197	1:49.219	36.558	1:48.522	36.819	1:49.500
4	IP1	41.831	41.831	40.624	40.624	40.222	40.222	40.899	40.899	41.097	41.097	40.838	40.838	42.627	42.627
	IP2	30.999	1:12.830	29.466	1:10.090	29.424	1:09.646	29.973	1:10.872	29.763	1:10.860	30.275	1:11.113	30.955	1:13.582
	FL	37.421	1:50.251	35.847	1:45.937	35.133	1:44.779	36.165	1:47.037	37.243	1:48.103	36.609	1:47.722	36.925	1:50.507
5	IP1	42.814	42.814	40.301	40.301	39.398	39.398	40.490	40.490	40.274	40.274	40.513	40.513	42.308	42.308
	IP2	48.299	1:31.113	29.559	1:09.860	28.577	1:07.975	30.287	1:10.777	29.581	1:09.855	29.844	1:10.357	30.885	1:13.193
	FL	11:50.0	PIT EXIT	35.768	1:45.628	35.046	1:43.021	35.771	1:46.548	35.770	1:45.625	36.341	1:46.698	37.182	1:50.375
6	IP1	46.802	46.802	40.015	40.015	39.296	39.296	40.031	40.031	40.731	40.731	40.414	40.414	42.333	42.333
	IP2	32.473	1:19.275	30.380	1:10.395	28.430	1:07.726	29.399	1:09.430	29.469	1:10.200	29.614	1:10.028	30.874	1:13.207
	FL	36.984	1:56.259	36.268	1:46.663	34.711	1:42.437	35.765	1:45.195	35.530	1:45.730	11:44.9	PIT EXIT	37.084	1:50.291
7	IP1	41.428	41.428	41.749	41.749	39.305	39.305	40.158	40.158	40.521	40.521	45.183	45.183	46.314	46.314
	IP2	30.706	1:12.134	30.472	1:12.221	28.658	1:07.963	29.332	1:09.490	29.790	1:10.311	30.229	1:15.412	33.367	1:19.681
	FL	36.352	1:48.486	37.753	1:49.974	34.829	1:42.792	36.214	1:45.704	37.806	1:48.117	36.373	1:51.785	10:26.5	PIT EXIT
8	IP1	40.696	40.696	40.486	40.486	39.497	39.497	40.658	40.658	40.279	40.279	40.616	40.616	48.896	48.896
	IP2	30.334	1:11.030	31.278	1:11.764	30.522	1:10.019	33.458	1:14.116	29.471	1:09.750	30.963	1:11.579	30.939	1:19.835
	FL	36.231	1:47.261	12:34.1	PIT EXIT	14:47.9	PIT EXIT	12:26.1	PIT EXIT	37.873	1:47.623	35.982	1:47.561	36.753	1:56.588
9	IP1	40.528	40.528	47.233	47.233	59.327	59.327	46.236	46.236	43.612	43.612	40.582	40.582	41.816	41.816
	IP2	30.171	1:10.699	29.826	1:17.059	28.836	1:28.163	29.872	1:16.108	31.581	1:15.193	29.476	1:10.058	30.273	1:12.089
	FL	36.333	1:47.032	35.884	1:52.943	40.344	2:08.507	35.754	1:51.862	16:35.0	PIT EXIT	36.103	1:46.161	36.309	1:48.398
10	IP1	40.530	40.530	40.167	40.167	38.903	38.903	40.130	40.130	50.448	50.448	40.591	40.591	41.353	41.353
	IP2	29.833	1:10.363	29.532	1:09.699	28.064	1:06.967	29.504	1:09.634	30.367	1:20.815	29.650	1:10.241	30.142	1:11.495
	FL	35.861	1:46.224	35.601	1:45.300	34.345	1:41.312	35.642	1:45.276	36.007	1:56.822	35.915	1:46.156	36.315	1:47.810
11	IP1	40.113	40.113	40.039	40.039	38.718	38.718	40.085	40.085	40.808	40.808	40.431	40.431	41.152	41.152
	IP2	29.675	1:09.788	29.342	1:09.381	28.069	1:06.787	29.518	1:09.603	29.525	1:10.333	29.591	1:10.022	30.436	1:11.588
	FL	35.960	1:45.748	35.613	1:44.994	34.257	1:41.044	35.706	1:45.309	35.765	1:46.098	35.515	1:45.537	36.425	1:48.013
12	IP1	40.448	40.448	39.998	39.998	43.188	43.188	48.545	48.545	40.039	40.039	40.276	40.276	41.653	41.653
	IP2	29.660	1:10.108	29.183	1:09.181	33.592	1:16.780	29.266	1:17.811	29.330	1:09.369	29.353	1:09.629	30.182	1:11.835
	FL	35.863	1:45.971	35.252	1:44.433	38.896	1:55.676	35.396	1:53.207	35.450	1:44.819	35.460	1:45.089	36.465	1:48.300
13	IP1	40.491	40.491	40.030	40.030	38.818	38.818	39.802	39.802	39.878	39.878	40.025	40.025	40.932	40.932
	IP2	29.752	1:10.243	29.069	1:09.099	28.117	1:06.935	29.088	1:08.890	29.325	1:09.203	29.625	1:09.650	29.988	1:10.920
	FL	11:03.6	PIT EXIT	35.281	1:44.389	45:37.6	PIT EXIT	35.472	1:44.362	35.247	1:44.450	35.451	1:45.101	36.110	1:47.030
14	IP1	48.093	48.093	39.664	39.664	43.258	43.258	39.694	39.694	40.258	40.258	40.220	40.220	40.886	40.886
	IP2	31.309	1:19.402	29.055	1:08.719	29.018	1:12.276	29.119	1:08.813	29.393	1:09.651	29.626	1:09.846	29.846	1:10.732
	FL	36.003	1:55.405	35.407	1:44.126	35.102	1:47.378	35.605	1:44.418	35.897	1:45.548	37.550	1:47.396	36.148	1:46.880
15	IP1	40.673	40.673	41.997	41.997	39.727	39.727	40.726	40.726	39.965	39.965	40.123	40.123	40.955	40.955
	IP2	30.010	1:10.683	30.815	1:12.812	28.678	1:08.405	29.885	1:10.611	29.148	1:09.113	29.454	1:09.577	29.953	1:10.908
	FL	36.004	1:46.687	24:08.9	PIT EXIT	34.845	1:43.250	37:08.8	PIT EXIT	35.612	1:44.725	35.425	1:45.002	36.058	1:46.966
16	IP1	40.369	40.369	52.577	52.577	39.507	39.507	47.892	47.892	39.953	39.953	40.109	40.109	40.934	40.934
	IP2	29.655	1:10.024	32.576	1:25.153	28.486	1:07.993	29.716	1:17.608	29.143	1:09.096	29.554	1:09.663	30.179	1:11.113
	FL	35.652	1:45.676	37.476	2:02.629	35.282	1:43.275	35.722	1:53.330	35.265	1:44.361	35.564	1:45.227	35.896	1:47.009
17	IP1	40.220	40.220	41.188	41.188	39.570	39.570	40.351	40.351	39.955	39.955	40.094	40.094	41.074	41.074
	IP2	29.736	1:09.956	30.142	1:11.330	28.657	1:08.227	29.266	1:09.617	28.985	1:08.940	29.457	1:09.551	29.981	1:11.055
	FL	35.820	1:45.776	35.421	1:46.751	4:58.89	PIT EXIT	36.310	1:45.927	31:27.0	PIT EXIT	35.621	1:45.172	25:19.5	PIT EXIT
18	IP1	40.086	40.086			44.970	44.970	39.633	39.633	48.485	48.485	40.061	40.061	51.188	51.188
	IP2	29.395	1:09.481	31.351	31.351	28.774	1:13.744	29.233	1:08.866	34.866	1:23.351	29.521	1:09.582	30.807	1:21.995
	FL	35.992	1:45.473	36.633	1:42.222	35.180	1:48.924	35.320	1:44.186	35.715	1:59.066	35.425	1:45.007	37.007	1:59.002



RENAULT SPORT

WORLD SERIES  
by RENAULT

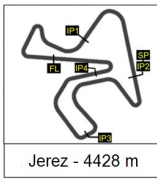
FORMULA RENAULT 2.0  
EURO CUP

3

CIRCUITO DE JEREZ - WORLD SERIES by RENAULT TEST  
EURO CUP FORMULA RENAULT 2.0  
AM SESSION - ANALYSIS

Número	1		2		4		5		6		7		8		
	Vta	Sector	Vuelta	Sector	Vuelta	Sector	Vuelta	Sector	Vuelta	Sector	Vuelta	Sector	Vuelta		
19	IP1	40.317	40.317	41.109	41.109	39.614	39.614	46.797	46.797	40.107	40.107	39.912	39.912	41.332	41.332
	IP2	29.495	1:09.812	31.407	1:12.516	28.906	1:08.520	28.956	1:15.753	28.952	1:09.059	29.286	1:09.198	30.187	1:11.519
	FL	29:46.5	<b>PIT EXIT</b>	36.065	<b>1:48.581</b>	35.142	<b>1:43.662</b>	35.222	<b>1:50.975</b>	35.279	<b>1:44.338</b>	35.352	<b>1:44.550</b>	36.302	<b>1:47.821</b>
20	IP1	50.088	50.088	39.857	39.857	39.659	39.659	39.480	39.480	39.563	39.563	40.325	40.325	41.025	41.025
	IP2	32.294	1:22.382	29.065	1:08.922	28.793	1:08.452	28.806	1:08.286	28.941	1:08.504	29.270	1:09.595	30.232	1:11.257
	FL	37.206	<b>1:59.588</b>	35.237	<b>1:44.159</b>	35.148	<b>1:43.600</b>	34.924	<b>1:43.210</b>	34.986	<b>1:43.490</b>	35.566	<b>1:45.161</b>	36.197	<b>1:47.454</b>
21	IP1	41.194	41.194	39.697	39.697	39.818	39.818	39.463	39.463	39.441	39.441	41.765	41.765	40.727	40.727
	IP2	30.734	1:11.928	28.972	1:08.669	29.006	1:08.824	28.758	1:08.221	28.962	1:08.403	31.956	1:13.721	29.603	1:10.330
	FL	36.404	<b>1:48.332</b>	35.174	<b>1:43.843</b>	4:40.98	<b>PIT EXIT</b>	35.025	<b>1:43.246</b>	35.112	<b>1:43.515</b>	41:49.0	<b>PIT EXIT</b>	36.154	<b>1:46.484</b>
22	IP1	40.537	40.537	39.575	39.575	43.223	43.223	39.410	39.410	39.682	39.682	51.352	51.352	40.466	40.466
	IP2	29.739	1:10.276	<b>28.946</b>	1:08.521	28.864	1:12.087	28.746	1:08.156	32.115	1:11.797	31.347	1:22.699	29.603	1:10.069
	FL	35.934	<b>1:46.210</b>	<b>35.135</b>	<b>1:43.656</b>	40.189	<b>1:52.276</b>	13:22.0	<b>PIT EXIT</b>	35.155	<b>1:46.952</b>	36.935	<b>1:59.634</b>	35.766	<b>1:45.835</b>
23	IP1	40.190	40.190	39.621	39.621	39.728	39.728	50.641	50.641	39.676	39.676	40.962	40.962	41.255	41.255
	IP2	29.524	1:09.714	31.765	1:11.386	28.760	1:08.488	30.194	1:20.835	28.848	1:08.524	29.745	1:10.707	29.683	1:10.938
	FL	35.798	<b>1:45.512</b>	-----	-----	35.016	<b>1:43.504</b>	35.754	<b>1:56.589</b>	35.047	<b>1:43.571</b>	36.091	<b>1:46.798</b>	35.739	<b>1:46.677</b>
24	IP1	<b>39.954</b>	<b>39.954</b>			39.401	39.401	39.278	39.278	39.464	39.464	40.458	40.458	40.444	40.444
	IP2	29.152	<b>1:09.106</b>			28.782	1:08.183	28.623	1:07.901	28.803	1:08.267	29.401	1:09.859	29.370	1:09.814
	FL	35.854	<b>1:44.960</b>			35.316	<b>1:43.499</b>	34.742	<b>1:42.643</b>	35.023	<b>1:43.290</b>	35.712	<b>1:45.571</b>	35.626	<b>1:45.440</b>
25	IP1	40.006	40.006			39.812	39.812	<b>39.021</b>	<b>39.021</b>	39.547	39.547	40.387	40.387	40.469	40.469
	IP2	29.372	1:09.378			28.811	1:08.623	28.591	<b>1:07.612</b>	28.875	1:08.422	29.555	1:09.942	29.389	1:09.858
	FL	35.758	<b>1:45.136</b>			14:05.5	<b>PIT EXIT</b>	34.820	<b>1:42.432</b>	34.925	<b>1:43.347</b>	35.688	<b>1:45.630</b>	35.769	<b>1:45.627</b>
26	IP1	40.181	40.181			43.225	43.225	39.224	39.224	40.002	40.002	40.343	40.343	42.777	42.777
	IP2	29.297	1:09.478			29.232	1:12.457	<b>28.564</b>	1:07.788	29.075	1:09.077	29.209	1:09.552	31.977	1:14.754
	FL	35.781	<b>1:45.259</b>			35.205	<b>1:47.662</b>	34.647	<b>1:42.435</b>	11:21.1	<b>PIT EXIT</b>	35.621	<b>1:45.173</b>	16:05.1	<b>PIT EXIT</b>
27	IP1	40.592	40.592			40.179	40.179	39.434	39.434	46.456	46.456	40.384	40.384	49.535	49.535
	IP2	29.759	1:10.351			29.094	1:09.273	28.731	1:08.165	29.638	1:16.094	29.324	1:09.708	30.267	1:19.802
	FL	7:51.83	<b>PIT EXIT</b>			35.193	<b>1:44.466</b>	17:27.7	<b>PIT EXIT</b>	36.533	<b>1:52.627</b>	35.678	<b>1:45.386</b>	36.107	<b>1:55.909</b>
28	IP1	47.927	47.927			39.625	39.625	53.345	53.345	39.769	39.769	40.074	40.074	40.374	40.374
	IP2	33.484	1:21.411			28.831	1:08.456	30.394	1:23.739	28.641	1:08.410	29.323	1:09.397	29.287	1:09.661
	FL	36.937	<b>1:58.348</b>			35.038	<b>1:43.494</b>	35.325	<b>1:59.064</b>	34.956	<b>1:43.366</b>	35.649	<b>1:45.046</b>	35.920	<b>1:45.581</b>
29	IP1	40.316	40.316			39.604	39.604	39.442	39.442	39.713	39.713	41.377	41.377	40.498	40.498
	IP2	29.604	1:09.920			29.040	1:08.644	28.757	1:08.199	29.279	1:08.992	29.977	1:11.354	29.492	1:09.990
	FL	35.819	<b>1:45.739</b>			4:30.07	<b>PIT EXIT</b>	34.882	<b>1:43.081</b>	34.956	<b>1:43.948</b>	7:42.03	<b>PIT EXIT</b>	35.795	<b>1:45.785</b>
30	IP1	40.164	40.164			45.101	45.101	39.227	39.227	39.541	39.541	54.816	54.816	45.567	45.567
	IP2	29.207	1:09.371			28.888	1:13.989	28.651	1:07.878	28.674	1:08.215	32.047	1:26.863	35.626	1:21.193
	FL	35.561	<b>1:44.932</b>			38.409	<b>1:52.398</b>	<b>34.582</b>	<b>1:42.460</b>	<b>34.720</b>	<b>1:42.935</b>	36.640	<b>2:03.503</b>	37.471	<b>1:58.664</b>
31	IP1	47.858	47.858			39.604	39.604	39.182	39.182	39.355	39.355	40.576	40.576	40.524	40.524
	IP2	33.979	1:21.837			28.967	1:08.571	28.581	1:07.763	28.611	1:07.966	29.696	1:10.272	29.588	1:09.912
	FL	36.525	<b>1:58.362</b>			35.169	<b>1:43.740</b>	34.878	<b>1:42.641</b>	35.042	<b>1:43.008</b>	35.954	<b>1:46.226</b>	35.541	<b>1:45.453</b>
32	IP1	39.962	39.962			39.544	39.544	39.263	39.263	<b>39.132</b>	<b>39.132</b>	40.460	40.460	<b>40.161</b>	<b>40.161</b>
	IP2	29.330	1:09.292			28.808	1:08.352	28.621	1:07.884	<b>28.601</b>	<b>1:07.733</b>	29.446	1:09.906	<b>29.256</b>	<b>1:09.417</b>
	FL	35.532	<b>1:44.824</b>			35.034	<b>1:43.386</b>	34.802	<b>1:42.686</b>	34.925	<b>1:42.658</b>	35.664	<b>1:45.570</b>	35.535	<b>1:44.952</b>
33	IP1	40.435	40.435			39.550	39.550	39.575	39.575	39.708	39.708	40.169	40.169	40.224	40.224
	IP2	29.503	1:09.938			28.704	1:08.254	29.079	1:08.654	28.908	1:08.616	29.194	1:09.363	29.340	1:09.564
	FL	43:53.2	<b>PIT EXIT</b>			24:32.8	<b>PIT EXIT</b>	-----	-----	35.194	<b>1:43.810</b>	35.803	<b>1:45.166</b>	<b>35.451</b>	<b>1:45.015</b>
34	IP1	51.440	51.440			44.639	44.639			39.533	39.533	39.974	39.974	41.244	41.244
	IP2	33.555	1:24.995			29.064	1:13.703			28.811	1:08.344	29.053	1:09.027	30.869	1:12.113
	FL	37.027	<b>2:02.022</b>			35.873	<b>1:49.576</b>			49:58.1	<b>PIT EXIT</b>	35.438	<b>1:44.465</b>	32:24.4	<b>PIT EXIT</b>
35	IP1	40.783	40.783			39.619	39.619			45.446	45.446	39.668	39.668	50.162	50.162
	IP2	29.372	1:10.155			28.607	1:08.226			29.680	1:15.126	28.949	1:08.617	29.917	1:20.079
	FL	35.792	<b>1:45.947</b>			34.897	<b>1:43.123</b>			35.838	<b>1:50.964</b>	35.271	<b>1:43.888</b>	36.198	<b>1:56.277</b>
36	IP1	40.191	40.191			39.563	39.563			40.075	40.075	39.749	39.749	40.825	40.825
	IP2	<b>29.083</b>	1:09.274			29.871	1:09.434			28.974	1:09.049	28.921	1:08.670	29.697	1:10.522
	FL	35.511	<b>1:44.785</b>			1:24.72	<b>PIT EXIT</b>			35.390	<b>1:44.439</b>	35.436	<b>1:44.106</b>	35.909	<b>1:46.431</b>





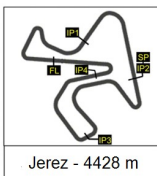
RENAULT SPORT



3<sup>1</sup>

## CIRCUITO DE JEREZ - WORLD SERIES by RENAULT TEST EUROCUP FORMULA RENAULT 2.0 AM SESSION - ANALYSIS

Número	1		2		4		5		6		7		8		
	Vta	Sector	Vuelta	Sector	Vuelta	Sector	Vuelta	Sector	Vuelta	Sector	Vuelta	Sector	Vuelta		
37	IP1	40.007	40.007			44.399	44.399			40.100	40.100	39.797	39.797	40.330	40.330
	IP2	29.248	1:09.255			29.106	1:13.505			29.033	1:09.133	29.545	1:09.342	29.333	1:09.663
	FL	<b>35.267</b>	<b>1:44.522</b>			34.872	<b>1:48.377</b>			35.940	<b>1:45.073</b>	35.472	<b>1:44.814</b>	35.570	<b>1:45.233</b>
38	IP1	39.985	39.985			39.470	39.470			40.084	40.084	43.912	43.912	40.395	40.395
	IP2	29.150	1:09.135			28.609	1:08.079			28.987	1:09.071	30.572	1:14.484	29.314	1:09.709
	FL	35.744	<b>1:44.879</b>			34.958	<b>1:43.037</b>			35.488	<b>1:44.559</b>	37:13.1	<b>PIT EXIT</b>	35.504	<b>1:45.213</b>
39	IP1	46.560	46.560			39.360	39.360			39.908	39.908	47.514	47.514	46.210	46.210
	IP2	38.830	1:25.390			35.824	1:15.184			29.563	1:09.471	30.247	1:17.761	30.148	1:16.358
	FL		-----				-----			35.384	<b>1:44.855</b>	36.468	<b>1:54.229</b>	35.754	<b>1:52.112</b>
40	IP1									40.045	40.045	39.810	39.810	45.635	45.635
	IP2									31.142	1:11.187	28.582	1:08.392	34.202	1:19.837
	FL										-----	<b>34.948</b>	<b>1:43.340</b>	11:03.6	<b>PIT EXIT</b>
41	IP1											<b>39.435</b>	<b>39.435</b>	47.407	47.407
	IP2											<b>28.522</b>	<b>1:07.957</b>	29.630	1:17.037
	FL											34.975	<b>1:42.932</b>	35.915	<b>1:52.952</b>
42	IP1											39.531	39.531	40.439	40.439
	IP2											28.714	1:08.245	29.293	1:09.732
	FL											35.011	<b>1:43.256</b>	36.970	<b>1:46.702</b>
43	IP1											39.498	39.498	40.437	40.437
	IP2											32.382	1:11.880	29.257	1:09.694
	FL											41.870	<b>1:53.750</b>	35.711	<b>1:45.405</b>
44	IP1											48.570	48.570	40.315	40.315
	IP2											36.546	1:25.116	29.509	1:09.824
	FL												-----	41.740	<b>1:51.564</b>
45	IP1													40.797	40.797
	IP2														
	FL														-----
46	IP1														
	IP2														
	FL														
47	IP1														
	IP2														
	FL														
48	IP1														
	IP2														
	FL														



RENAULT SPORT

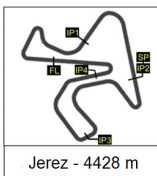
WORLD SERIES  
by RENAULT

FORMULA RENAULT 2.0  
EURO CUP

3<sup>2</sup>

## CIRCUITO DE JEREZ - WORLD SERIES by RENAULT TEST EURO CUP FORMULA RENAULT 2.0 AM SESSION - ANALYSIS

Número	9		10		11		12		14		16		17		
	Vta	Sector	Vuelta	Sector	Vuelta	Sector	Vuelta	Sector	Vuelta	Sector	Vuelta	Sector	Vuelta		
1	IP1	53.144	53.144	47.283	47.283	52.314	52.314	1:52.84	1:52.841	53.697	53.697	51.495	51.495	1:01.64	1:01.641
	IP2	32.586	1:25.730	31.221	1:18.831	32.235	1:24.549	38.476	2:31.317	32.894	1:26.591	31.266	1:22.761	37.033	1:38.674
	FL	37.513	<b>2:03.243</b>	35.803	<b>1:54.634</b>	37.058	<b>2:01.607</b>	39.648	<b>3:10.965</b>	38.424	<b>2:05.015</b>	37.186	<b>1:59.947</b>	41.075	<b>2:19.749</b>
2	IP1	41.270	41.270	39.754	39.754	40.960	40.960	42.555	42.555	45.585	45.585	41.001	41.001	47.964	47.964
	IP2	29.674	1:10.944	28.789	1:08.543	29.820	1:10.780	31.218	1:13.773	32.149	1:17.734	30.114	1:11.115	35.115	1:23.079
	FL	36.142	<b>1:47.086</b>	34.949	<b>1:43.492</b>	36.413	<b>1:47.193</b>	36.616	<b>1:50.389</b>	37.320	<b>1:55.054</b>	38.879	<b>1:49.994</b>	38.160	<b>2:01.239</b>
3	IP1	40.445	40.445	41.785	41.785	40.428	40.428	41.031	41.031	41.636	41.636	41.319	41.319	43.698	43.698
	IP2	29.248	1:09.693	31.023	1:12.808	29.318	1:09.746	29.805	1:10.836	30.462	1:12.098	30.553	1:11.872	31.533	1:15.231
	FL	35.861	<b>1:45.554</b>	4:06.94	<b>PIT EXIT</b>	35.659	<b>1:45.405</b>	36.266	<b>1:47.102</b>	36.169	<b>1:48.267</b>	36.470	<b>1:48.342</b>	37.484	<b>1:52.715</b>
4	IP1	40.146	40.146	47.761	47.761	40.021	40.021	40.851	40.851	40.269	40.269	42.205	42.205	41.730	41.730
	IP2	29.225	1:09.371	32.931	1:20.692	29.025	1:09.046	30.037	1:10.888	29.680	1:09.949	29.851	1:12.056	30.844	1:12.574
	FL	36.707	<b>1:46.078</b>	36.666	<b>1:57.358</b>	35.565	<b>1:44.611</b>	35.785	<b>1:46.673</b>	36.684	<b>1:46.633</b>	37.327	<b>1:49.383</b>	36.448	<b>1:49.022</b>
5	IP1	40.073	40.073	39.862	39.862	39.839	39.839	40.603	40.603	40.198	40.198	41.392	41.392	41.259	41.259
	IP2	28.953	1:09.026	28.828	1:08.690	28.929	1:08.768	29.603	1:10.206	29.896	1:10.094	29.760	1:11.152	30.527	1:11.786
	FL	38.695	<b>1:47.721</b>	21:23.2	<b>PIT EXIT</b>	35.319	<b>1:44.087</b>	14:29.9	<b>PIT EXIT</b>	35.719	<b>1:45.813</b>	35.473	<b>1:46.625</b>	36.372	<b>1:48.158</b>
6	IP1	44.391	44.391	44.839	44.839	39.828	39.828	50.111	50.111	39.984	39.984	39.936	39.936	41.067	41.067
	IP2	31.145	1:15.536	29.142	1:13.981	28.880	1:08.708	30.330	1:20.441	29.838	1:09.822	29.477	1:09.413	30.677	1:11.744
	FL	10:36.0	<b>PIT EXIT</b>	35.351	<b>1:49.332</b>	35.327	<b>1:44.035</b>	36.336	<b>1:56.777</b>	36.056	<b>1:45.878</b>	35.663	<b>1:45.076</b>	37.872	<b>1:49.616</b>
7	IP1	46.370	46.370	39.454	39.454	39.653	39.653	40.481	40.481	40.736	40.736	39.854	39.854	40.898	40.898
	IP2	30.861	1:17.231	28.799	1:08.253	28.975	1:08.628	29.478	1:09.959	29.529	1:10.265	28.952	1:08.806	30.032	1:10.930
	FL	36.588	<b>1:53.819</b>	35.091	<b>1:43.344</b>	35.370	<b>1:43.998</b>	35.630	<b>1:45.589</b>	37.139	<b>1:47.404</b>	35.525	<b>1:44.331</b>	37.141	<b>1:48.071</b>
8	IP1	40.448	40.448	39.312	39.312	39.796	39.796	40.276	40.276	42.400	42.400	39.625	39.625	44.215	44.215
	IP2	29.250	1:09.698	28.817	1:08.129	29.002	1:08.798	29.958	1:10.234	34.062	1:16.462	29.190	1:08.815	31.323	1:15.538
	FL	35.319	<b>1:45.017</b>	34.936	<b>1:43.065</b>	35.387	<b>1:44.185</b>	36.281	<b>1:46.515</b>	14:01.1	<b>PIT EXIT</b>	35.908	<b>1:44.723</b>	16:19.0	<b>PIT EXIT</b>
9	IP1	40.211	40.211	48.687	48.687	39.744	39.744	46.010	46.010	52.012	52.012	40.702	40.702	49.146	49.146
	IP2	29.161	1:09.372	31.400	1:20.087	28.819	1:08.563	29.489	1:15.499	30.265	1:22.277	32.990	1:13.692	30.764	1:19.910
	FL	35.424	<b>1:44.796</b>	12:59.0	<b>PIT EXIT</b>	35.273	<b>1:43.836</b>	35.649	<b>1:51.148</b>	35.834	<b>1:58.111</b>	14:55.6	<b>PIT EXIT</b>	36.400	<b>1:56.310</b>
10	IP1	40.089	40.089	45.146	45.146	39.668	39.668	40.063	40.063	40.102	40.102	47.211	47.211	40.807	40.807
	IP2	29.149	1:09.238	29.379	1:14.525	28.917	1:08.585	29.276	1:09.339	29.448	1:09.550	29.543	1:16.754	29.627	1:10.434
	FL	35.225	<b>1:44.463</b>	35.137	<b>1:49.662</b>	35.187	<b>1:43.772</b>	35.329	<b>1:44.668</b>	35.340	<b>1:44.890</b>	35.451	<b>1:52.205</b>	35.844	<b>1:46.278</b>
11	IP1	39.961	39.961	39.632	39.632	39.804	39.804	39.832	39.832	39.882	39.882	40.820	40.820	41.352	41.352
	IP2	29.224	1:09.185	28.708	1:08.340	28.914	1:08.718	28.975	1:08.807	29.827	1:09.709	29.139	1:09.959	29.514	1:10.866
	FL	35.470	<b>1:44.655</b>	35.552	<b>1:43.892</b>	35.219	<b>1:43.937</b>	35.193	<b>1:44.000</b>	47.420	<b>1:57.129</b>	35.481	<b>1:45.440</b>	35.625	<b>1:46.491</b>
12	IP1	40.082	40.082	39.390	39.390	40.385	40.385	39.858	39.858	40.343	40.343	39.627	39.627	40.138	40.138
	IP2	29.165	1:09.247	28.561	1:07.951	28.804	1:09.189	29.412	1:09.270	29.351	1:09.694	29.261	1:08.888	29.527	1:09.665
	FL	35.146	<b>1:44.393</b>	35.415	<b>1:43.366</b>	54:54.0	<b>PIT EXIT</b>	39.363	<b>1:48.633</b>	35.477	<b>1:45.171</b>	35.350	<b>1:44.238</b>	35.397	<b>1:45.062</b>
13	IP1	39.935	39.935	39.391	39.391	51.627	51.627	39.853	39.853	40.033	40.033	40.221	40.221	40.174	40.174
	IP2	29.090	1:09.025	28.557	1:07.948	30.770	1:22.397	29.082	1:08.935	29.282	1:09.315	28.740	1:08.961	29.428	1:09.602
	FL	35.289	<b>1:44.314</b>	34.982	<b>1:42.930</b>	36.497	<b>1:58.894</b>	35.281	<b>1:44.216</b>	35.418	<b>1:44.733</b>	34.840	<b>1:43.801</b>	35.600	<b>1:45.202</b>
14	IP1	39.993	39.993	39.347	39.347	40.259	40.259	39.681	39.681	39.928	39.928	39.235	39.235	40.122	40.122
	IP2	29.013	1:09.006	28.579	1:07.926	29.171	1:09.430	29.208	1:08.889	29.358	1:09.286	28.583	1:07.818	29.471	1:09.593
	FL	35.702	<b>1:44.708</b>	34.955	<b>1:42.881</b>	35.362	<b>1:44.792</b>	35.295	<b>1:44.184</b>	35.446	<b>1:44.732</b>	34.915	<b>1:42.733</b>	35.800	<b>1:45.393</b>
15	IP1	39.952	39.952	<b>39.281</b>	<b>39.281</b>	39.749	39.749	46.253	46.253	40.305	40.305	39.219	39.219	40.219	40.219
	IP2	29.028	1:08.980	28.587	1:07.868	28.956	1:08.705	32.659	1:18.912	29.201	1:09.506	28.549	1:07.768	29.301	1:09.520
	FL	34:54.6	<b>PIT EXIT</b>	35.027	<b>1:42.895</b>	35.072	<b>1:43.777</b>	25:54.5	<b>PIT EXIT</b>	35.657	<b>1:45.163</b>	34.782	<b>1:42.550</b>	35.387	<b>1:44.907</b>
16	IP1	46.607	46.607	41.459	41.459	39.443	39.443	50.291	50.291	39.810	39.810	39.237	39.237	40.049	40.049
	IP2	30.171	1:16.778	30.394	1:11.853	28.616	1:08.059	29.975	1:20.266	29.127	1:08.937	28.611	1:07.848	29.567	1:09.616
	FL	35.676	<b>1:52.454</b>	26:31.0	<b>PIT EXIT</b>	34.901	<b>1:42.960</b>	35.722	<b>1:55.988</b>	35.408	<b>1:44.345</b>	34.842	<b>1:42.690</b>	29:47.1	<b>PIT EXIT</b>
17	IP1	40.111	40.111	47.125	47.125	39.421	39.421	40.318	40.318	39.806	39.806	39.477	39.477	53.346	53.346
	IP2	28.959	1:09.070	30.903	1:18.028	<b>28.510</b>	<b>1:07.931</b>	29.551	1:09.869	29.244	1:09.050	28.801	1:08.278	31.056	1:24.402
	FL	35.438	<b>1:44.508</b>	36.306	<b>1:54.334</b>	34.938	<b>1:42.869</b>	35.825	<b>1:45.694</b>	35.628	<b>1:44.678</b>	24:53.6	<b>PIT EXIT</b>	37.224	<b>2:01.626</b>
18	IP1	39.828	39.828	39.790	39.790	<b>39.416</b>	<b>39.416</b>	40.118	40.118	40.231	40.231	44.533	44.533	40.581	40.581
	IP2	28.826	1:08.654	28.713	1:08.503	28.567	1:07.983	29.586	1:09.704	29.295	1:09.526	28.485	1:13.018	29.619	1:10.200
	FL	35.028	<b>1:43.682</b>	34.814	<b>1:43.317</b>	35.082	<b>1:43.065</b>	37.212	<b>1:46.916</b>	24:15.8	<b>PIT EXIT</b>	36.075	<b>1:49.093</b>	35.648	<b>1:45.848</b>



Jerez - 4428 m

RENAULT SPORT

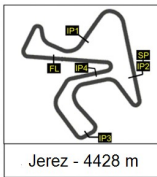
WORLD SERIES  
by RENAULT

FORMULA RENAULT 2.0  
EURO CUP

3<sup>2</sup>

## CIRCUITO DE JEREZ - WORLD SERIES by RENAULT TEST EURO CUP FORMULA RENAULT 2.0 AM SESSION - ANALYSIS

Número	9		10		11		12		14		16		17		
	Vta	Sector	Vuelta	Sector	Vuelta	Sector	Vuelta	Sector	Vuelta	Sector	Vuelta	Sector	Vuelta		
19	IP1	39.580	39.580	39.966	39.966	39.526	39.526	40.119	40.119	53.136	53.136	39.429	39.429	40.006	40.006
	IP2	28.816	1:08.396	28.915	1:08.881	28.672	1:08.198	29.300	1:09.419	30.200	1:23.336	<b>28.338</b>	1:07.767	29.299	1:09.305
	FL	35.172	<b>1:43.568</b>	35.222	<b>1:44.103</b>	34.928	<b>1:43.126</b>	35.391	<b>1:44.810</b>	35.963	<b>1:59.299</b>	<b>34.500</b>	<b>1:42.267</b>	35.363	<b>1:44.668</b>
20	IP1	39.531	39.531	39.433	39.433	45.108	45.108	39.752	39.752	40.230	40.230	39.202	39.202	40.080	40.080
	IP2	28.711	1:08.242	28.663	1:08.096	35.528	1:20.636	29.166	1:08.918	29.248	1:09.478	28.466	<b>1:07.668</b>	29.247	1:09.327
	FL	36.565	<b>1:44.807</b>	<b>34.806</b>	<b>1:42.902</b>	37.601	<b>1:58.237</b>	35.296	<b>1:44.214</b>	35.397	<b>1:44.875</b>	34.683	<b>1:42.351</b>	35.142	<b>1:44.469</b>
21	IP1	40.449	40.449	41.925	41.925	39.592	39.592	46.506	46.506	39.888	39.888	39.566	39.566	<b>39.731</b>	<b>39.731</b>
	IP2	29.086	1:09.535	29.918	1:11.843	28.662	1:08.254	34.226	1:20.732	29.253	1:09.141	28.537	1:08.103	29.261	<b>1:08.992</b>
	FL	35.413	<b>1:44.948</b>	35.806	<b>1:47.649</b>	35.009	<b>1:43.263</b>	8:07.68	<b>PIT EXIT</b>	35.395	<b>1:44.536</b>	34.517	<b>1:42.620</b>	<b>35.131</b>	<b>1:44.123</b>
22	IP1	39.670	39.670			39.548	39.548	48.647	48.647	40.194	40.194	<b>39.174</b>	<b>39.174</b>	39.914	39.914
	IP2	30.129	1:09.799	28.803	<b>28.803</b>	28.671	1:08.219	29.860	1:18.507	29.789	1:09.983	28.517	1:07.691	29.314	1:09.228
	FL	35.540	<b>1:45.339</b>	35.262	<b>55:52.65</b>	34.922	<b>1:43.141</b>	35.544	<b>1:54.051</b>	35.462	<b>1:45.445</b>	34.568	<b>1:42.259</b>	35.310	<b>1:44.538</b>
23	IP1	39.771	39.771	39.677	39.677	39.577	39.577	39.910	39.910	40.019	40.019	39.266	39.266	39.945	39.945
	IP2	29.050	1:08.821	31.733	1:11.410	28.637	1:08.214	29.207	1:09.117	29.355	1:09.374	28.480	1:07.746	29.139	1:09.084
	FL	35.231	<b>1:44.052</b>	10:52.2	<b>PIT EXIT</b>	34.975	<b>1:43.189</b>	35.214	<b>1:44.331</b>	35.800	<b>1:45.174</b>	34.730	<b>1:42.476</b>	35.423	<b>1:44.507</b>
24	IP1	39.763	39.763	52.779	52.779	42.185	42.185	39.975	39.975	39.780	39.780	40.055	40.055	40.018	40.018
	IP2	28.816	1:08.579	30.492	1:23.271	28.914	1:11.099	29.195	1:09.170	29.223	1:09.003	29.070	1:09.125	<b>29.135</b>	1:09.153
	FL	35.103	<b>1:43.682</b>	39.663	<b>2:02.934</b>	10:23.9	<b>PIT EXIT</b>	35.108	<b>1:44.278</b>	35.361	<b>1:44.364</b>	49:13.4	<b>PIT EXIT</b>	30:11.5	<b>PIT EXIT</b>
25	IP1	39.579	39.579	39.458	39.458	49.036	49.036	39.655	39.655	39.989	39.989	44.379	44.379	50.273	50.273
	IP2	28.733	1:08.312	<b>28.442</b>	1:07.900	30.505	1:19.541	28.990	1:08.645	29.042	1:09.031	29.256	1:13.635	30.060	1:20.333
	FL	35.373	<b>1:43.685</b>	35.189	<b>1:43.089</b>	35.889	<b>1:55.430</b>	<b>34.940</b>	<b>1:43.585</b>	35.439	<b>1:44.470</b>	35.189	<b>1:48.824</b>	36.244	<b>1:56.577</b>
26	IP1	39.652	39.652	39.326	39.326	39.767	39.767	<b>39.623</b>	<b>39.623</b>	39.752	39.752	39.428	39.428	40.348	40.348
	IP2	28.915	1:08.567	28.561	1:07.887	28.764	1:08.531	<b>28.963</b>	<b>1:08.586</b>	29.457	1:09.209	28.728	1:08.156	29.605	1:09.953
	FL	35.050	<b>1:43.617</b>	34.861	<b>1:42.748</b>	35.344	<b>1:43.875</b>	35.022	<b>1:43.608</b>	35.748	<b>1:44.957</b>	34.981	<b>1:43.137</b>	35.582	<b>1:45.535</b>
27	IP1	39.894	39.894	40.041	40.041	39.624	39.624	39.718	39.718	39.986	39.986	39.234	39.234	40.548	40.548
	IP2	29.301	1:09.195	28.830	1:08.871	28.678	1:08.302	28.998	1:08.716	29.127	1:09.113	28.562	1:07.796	29.341	1:09.889
	FL	39:37.0	<b>PIT EXIT</b>	35.227	<b>1:44.098</b>	35.060	<b>1:43.362</b>	35.101	<b>1:43.817</b>	35.416	<b>1:44.529</b>	34.639	<b>1:42.435</b>	35.446	<b>1:45.335</b>
28	IP1	47.866	47.866	39.572	39.572	39.421	39.421	39.742	39.742	39.907	39.907	39.335	39.335	39.999	39.999
	IP2	31.429	1:19.295	28.640	1:08.212	28.660	1:08.081	29.190	1:08.932	29.218	1:09.125	28.469	1:07.804	29.362	1:09.361
	FL	37.249	<b>1:56.544</b>	35.005	<b>1:43.217</b>	35.040	<b>1:43.121</b>	35.127	<b>1:44.059</b>	35.565	<b>1:44.690</b>	34.690	<b>1:42.494</b>	35.458	<b>1:44.819</b>
29	IP1	40.095	40.095	39.446	39.446	39.479	39.479	39.909	39.909	40.203	40.203	39.213	39.213	40.134	40.134
	IP2	29.077	1:09.172	30.997	1:10.443	29.069	1:08.548	28.988	1:08.897	30.618	1:10.821	28.602	1:07.815	29.486	1:09.620
	FL	35.397	<b>1:44.569</b>	-----	-----	39.247	<b>1:47.795</b>	35.230	<b>1:44.127</b>	37:07.2	<b>PIT EXIT</b>	34.622	<b>1:42.437</b>	35.668	<b>1:45.288</b>
30	IP1	39.869	39.869			39.622	39.622	48.696	48.696	50.700	50.700	39.316	39.316	40.183	40.183
	IP2	29.259	1:09.128			28.595	1:08.217	37.346	1:26.042	35.020	1:25.720	28.633	1:07.949	30.569	1:10.752
	FL	35.303	<b>1:44.431</b>			34.984	<b>1:43.201</b>	35:29.4	<b>PIT EXIT</b>	36.291	<b>2:02.011</b>	35.184	<b>1:43.133</b>	35.628	<b>1:46.380</b>
31	IP1	39.717	39.717			39.419	39.419	50.925	50.925	39.708	39.708	39.388	39.388	40.258	40.258
	IP2	30.310	1:10.027			28.642	1:08.061	30.382	1:21.307	29.004	1:08.712	28.687	1:08.075	29.586	1:09.844
	FL	36.384	<b>1:46.411</b>			34.993	<b>1:43.054</b>	36.135	<b>1:57.442</b>	35.646	<b>1:44.358</b>	37.822	<b>1:45.897</b>	35.542	<b>1:45.386</b>
32	IP1	39.881	39.881			39.520	39.520	40.319	40.319	39.540	39.540	39.433	39.433	40.103	40.103
	IP2	28.945	1:08.826			28.627	1:08.147	29.455	1:09.774	29.111	1:08.651	28.623	1:08.056	29.643	1:09.746
	FL	35.238	<b>1:44.064</b>			<b>34.886</b>	<b>1:43.033</b>	35.375	<b>1:45.149</b>	35.192	<b>1:43.843</b>	34.867	<b>1:42.923</b>	35.403	<b>1:45.149</b>
33	IP1	40.177	40.177			39.543	39.543	40.045	40.045	39.473	39.473	41.956	41.956	40.114	40.114
	IP2	29.094	1:09.271			28.528	1:08.071	29.351	1:09.396	<b>28.841</b>	<b>1:08.314</b>	32.254	1:14.210	29.369	1:09.483
	FL	35.183	<b>1:44.454</b>			34.928	<b>1:42.999</b>	35.279	<b>1:44.675</b>	35.276	<b>1:43.590</b>	-----	-----	18:56.5	<b>PIT EXIT</b>
34	IP1	39.694	39.694			39.549	39.549	40.040	40.040	39.418	39.418			52.418	52.418
	IP2	28.923	1:08.617			28.643	1:08.192	29.307	1:09.347	28.912	1:08.330			30.868	1:23.286
	FL	35.160	<b>1:43.777</b>			35.156	<b>1:43.348</b>	35.299	<b>1:44.646</b>	35.187	<b>1:43.517</b>			36.367	<b>1:59.653</b>
35	IP1	39.849	39.849			39.671	39.671	39.911	39.911	39.529	39.529			40.546	40.546
	IP2	29.049	1:08.898			28.634	1:08.305	30.299	1:10.210	29.071	1:08.600			30.585	1:11.131
	FL	35.609	<b>1:44.507</b>			35.017	<b>1:43.322</b>	35.230	<b>1:45.440</b>	35.342	<b>1:43.942</b>			10:28.5	<b>PIT EXIT</b>
36	IP1	39.962	39.962			41.125	41.125	39.879	39.879	39.789	39.789			45.840	45.840
	IP2	28.957	1:08.919			28.881	1:10.006	29.190	1:09.069	28.922	1:08.711			29.993	1:15.833
	FL	16:11.3	<b>PIT EXIT</b>			-----	-----	35.270	<b>1:44.339</b>	35.411	<b>1:44.122</b>			35.936	<b>1:51.769</b>



RENAULT SPORT



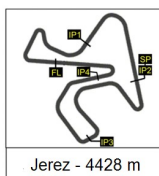
3<sup>2</sup>

## CIRCUITO DE JEREZ - WORLD SERIES by RENAULT TEST EUROCUP FORMULA RENAULT 2.0 AM SESSION - ANALYSIS

Número	9		10		11		12		14		16		17		
Vta	Sector	Vuelta	Sector	Vuelta	Sector	Vuelta	Sector	Vuelta	Sector	Vuelta	Sector	Vuelta	Sector	Vuelta	
37	IP1	1:24.18	1:24.184					52.512	52.512	40.021	40.021			40.108	40.108
	IP2	35.056	1:59.240					32.296	1:24.808	29.216	1:09.237			29.137	1:09.245
	FL	37.253	<b>2:36.493</b>							35.682	<b>1:44.919</b>			35.209	<b>1:44.454</b>
38	IP1	39.767	39.767					39.828	39.828	39.828	39.828			40.020	40.020
	IP2	28.726	1:08.493					29.219	1:09.047	29.219	1:09.047			29.248	1:09.268
	FL	34.808	<b>1:43.301</b>					6:26.46	<b>PIT EXIT</b>	6:26.46	<b>PIT EXIT</b>			35.340	<b>1:44.608</b>
39	IP1	39.855	39.855					52.106	52.106	52.106	52.106			39.956	39.956
	IP2	28.642	1:08.497					33.789	1:25.895	33.789	1:25.895			29.237	1:09.193
	FL	<b>34.797</b>	<b>1:43.294</b>					36.173	<b>2:02.068</b>	36.173	<b>2:02.068</b>			35.507	<b>1:44.700</b>
40	IP1	39.610	39.610					40.459	40.459	40.459	40.459			39.985	39.985
	IP2	28.952	1:08.562					28.879	1:09.338	28.879	1:09.338			29.302	1:09.287
	FL	35.143	<b>1:43.705</b>					35.340	<b>1:44.678</b>	35.340	<b>1:44.678</b>			35.624	<b>1:44.911</b>
41	IP1	<b>39.392</b>	<b>39.392</b>					<b>39.385</b>	<b>39.385</b>	<b>39.385</b>	<b>39.385</b>			40.059	40.059
	IP2	<b>28.504</b>	<b>1:07.896</b>					28.937	1:08.322	28.937	1:08.322			30.586	1:10.645
	FL	35.738	<b>1:43.634</b>					35.111	<b>1:43.433</b>	35.111	<b>1:43.433</b>				
42	IP1	50.770	50.770					40.453	40.453	40.453	40.453				
	IP2	37.735	1:28.505					28.854	1:09.307	28.854	1:09.307				
	FL							35.200	<b>1:44.507</b>	35.200	<b>1:44.507</b>				
43	IP1							42.193	42.193	42.193	42.193				
	IP2							38.328	1:20.521	38.328	1:20.521				
	FL							11:13.0	<b>PIT EXIT</b>	11:13.0	<b>PIT EXIT</b>				
44	IP1							47.918	47.918	47.918	47.918				
	IP2							30.821	1:18.739	30.821	1:18.739				
	FL							37.050	<b>1:55.789</b>	37.050	<b>1:55.789</b>				
45	IP1							39.893	39.893	39.893	39.893				
	IP2							29.056	1:08.949	29.056	1:08.949				
	FL							<b>34.957</b>	<b>1:43.906</b>	<b>34.957</b>	<b>1:43.906</b>				
46	IP1							40.912	40.912	40.912	40.912				
	IP2							29.211	1:10.123	29.211	1:10.123				
	FL							35.285	<b>1:45.408</b>	35.285	<b>1:45.408</b>				
47	IP1							39.492	39.492	39.492	39.492				
	IP2							29.174	1:08.666	29.174	1:08.666				
	FL							35.032	<b>1:43.698</b>	35.032	<b>1:43.698</b>				
48	IP1							39.663	39.663	39.663	39.663				
	IP2							29.128	1:08.791	29.128	1:08.791				
	FL							36.034	<b>1:44.825</b>	36.034	<b>1:44.825</b>				







Jerez - 4428 m

RENAULT SPORT

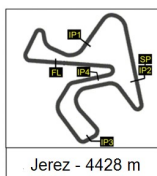


3

CIRCUITO DE JEREZ - WORLD SERIES by RENAULT TEST
EUROCUP FORMULA RENAULT 2.0
AM SESSION - ANALYSIS

Table with columns for driver number, sector, and lap times for laps 18 to 27. Includes data for drivers 19-36 and their performance metrics across different sectors.





RENAULT SPORT



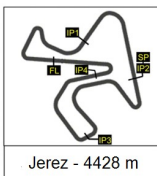
FORMULA  
RENAULT 2.0  
EUROCUP

3<sup>3</sup>

## CIRCUITO DE JEREZ - WORLD SERIES by RENAULT TEST EUROCUP FORMULA RENAULT 2.0 AM SESSION - ANALYSIS

Número	18		19		20		21		22		26		27		
	Vta	Sector	Vuelta	Sector	Vuelta	Sector	Vuelta	Sector	Vuelta	Sector	Vuelta	Sector	Vuelta		
37	IP1			41.275	41.275	39.742	39.742	52.990	52.990	39.844	39.844			40.097	40.097
	IP2			30.068	1:11.343	29.160	1:08.902	38.735	1:31.725	28.810	1:08.654			29.347	1:09.444
	FL			29:26.9	<b>PIT EXIT</b>	35.132	<b>1:44.034</b>	38.503	<b>2:10.228</b>	34.787	<b>1:43.441</b>			35.556	<b>1:45.000</b>
38	IP1			51.321	51.321	39.686	39.686	39.740	39.740	39.712	39.712			40.098	40.098
	IP2			30.511	1:21.832	29.126	1:08.812	28.726	1:08.466	28.637	1:08.349			31.561	1:11.659
	FL			36.626	<b>1:58.458</b>	35.171	<b>1:43.983</b>	34.746	<b>1:43.212</b>	34.906	<b>1:43.255</b>				-----
39	IP1			40.538	40.538	39.653	39.653	39.631	39.631	39.635	39.635				
	IP2			29.480	1:10.018	28.982	1:08.635	28.712	1:08.343	31.404	1:11.039				
	FL			35.756	<b>1:45.774</b>	35.034	<b>1:43.669</b>	35.011	<b>1:43.354</b>	36.542	<b>1:47.581</b>				
40	IP1			40.364	40.364	39.778	39.778	39.325	39.325	39.830	39.830				
	IP2			<b>29.346</b>	1:09.710	28.852	1:08.630	28.536	1:07.861	28.901	1:08.731				
	FL			35.688	<b>1:45.398</b>	35.126	<b>1:43.756</b>	34.780	<b>1:42.641</b>	34.834	<b>1:43.565</b>				
41	IP1			41.396	41.396	39.513	39.513	39.449	39.449	39.777	39.777				
	IP2			29.731	1:11.127	28.894	1:08.407	<b>28.403</b>	<b>1:07.852</b>	30.606	1:10.383				
	FL			11:24.3	<b>PIT EXIT</b>	35.077	<b>1:43.484</b>	<b>34.716</b>	<b>1:42.568</b>		-----				
42	IP1			53.038	53.038	39.779	39.779	<b>39.208</b>	<b>39.208</b>						
	IP2			30.493	1:23.531	29.351	1:09.130	35.852	1:15.060						
	FL			37.502	<b>2:01.033</b>	18:50.9	<b>PIT EXIT</b>	11:29.2	<b>PIT EXIT</b>						
43	IP1			40.546	40.546	53.230	53.230	50.760	50.760						
	IP2			29.653	1:10.199	30.856	1:24.086	29.355	1:20.115						
	FL			36.098	<b>1:46.297</b>	35.946	<b>2:00.032</b>	36.598	<b>1:56.713</b>						
44	IP1			<b>40.147</b>	<b>40.147</b>	39.661	39.661	39.680	39.680						
	IP2			29.388	<b>1:09.535</b>	28.856	1:08.517	28.804	1:08.484						
	FL			35.878	<b>1:45.413</b>	35.038	<b>1:43.555</b>	34.839	<b>1:43.323</b>						
45	IP1			40.843	40.843	<b>39.325</b>	<b>39.325</b>	39.479	39.479						
	IP2			29.693	1:10.536	28.756	<b>1:08.081</b>	28.707	1:08.186						
	FL			<b>35.652</b>	<b>1:46.188</b>	34.785	<b>1:42.866</b>	34.847	<b>1:43.033</b>						
46	IP1			40.314	40.314	39.477	39.477	39.475	39.475						
	IP2			29.391	1:09.705	<b>28.736</b>	1:08.213	28.599	1:08.074						
	FL			35.843	<b>1:45.548</b>	<b>34.648</b>	<b>1:42.861</b>	34.783	<b>1:42.857</b>						
47	IP1			41.816	41.816	44.033	44.033	39.456	39.456						
	IP2			38.080	1:19.896	39.009	1:23.042	29.240	1:08.696						
	FL				-----	44.147	<b>2:07.189</b>	46.340	<b>1:55.036</b>						
48	IP1					49.130	49.130	50.258	50.258						
	IP2					37.474	1:26.604	37.405	1:27.663						
	FL						-----		-----						

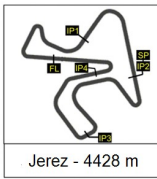




CIRCUITO DE JEREZ - WORLD SERIES by RENAULT TEST
EUROCUP FORMULA RENAULT 2.0
AM SESSION - ANALYSIS

Table with columns for driver number (Número), sector, and lap time (Vuelta) for various drivers (19-36) across multiple laps (IP1, IP2, FL). Includes pit stop times and overall race times.





RENAULT SPORT

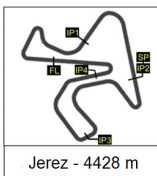


FORMULA RENAULT 2.0 EURO CUP

3<sup>4</sup>

## CIRCUITO DE JEREZ - WORLD SERIES by RENAULT TEST EURO CUP FORMULA RENAULT 2.0 AM SESSION - ANALYSIS

Número	28		38		39		40		51		55		62		
Vta	Sector	Vuelta	Sector	Vuelta	Sector	Vuelta	Sector	Vuelta	Sector	Vuelta	Sector	Vuelta	Sector	Vuelta	
37	IP1	42.107	42.107			39.831	39.831	39.857	39.857					39.927	39.927
	IP2	31.667	1:13.774			28.774	1:08.605	29.026	1:08.883					29.289	1:09.216
	FL	35.667	<b>1:49.441</b>			35.031	<b>1:43.636</b>	35.329	<b>1:44.212</b>					35.593	<b>1:44.809</b>
38	IP1	40.500	40.500			46.757	46.757	39.880	39.880					<b>39.787</b>	<b>39.787</b>
	IP2	29.653	1:10.153			34.909	1:21.666	29.233	1:09.113					29.214	<b>1:09.001</b>
	FL	35.743	<b>1:45.896</b>			50:14.2	<b>PIT EXIT</b>		-----					35.829	<b>1:44.830</b>
39	IP1	40.216	40.216			45.205	45.205							40.328	40.328
	IP2	39.444	1:19.660			31.041	1:16.246							29.422	1:09.750
	FL		-----			36.051	<b>1:52.297</b>							35.623	<b>1:45.373</b>
40	IP1					40.689	40.689							39.931	39.931
	IP2					29.903	1:10.592							29.886	1:09.817
	FL					35.765	<b>1:46.357</b>								-----
41	IP1					52.346	52.346								
	IP2					35.289	1:27.635								
	FL					36.103	<b>2:03.738</b>								
42	IP1					40.552	40.552								
	IP2					30.608	1:11.160								
	FL						-----								
43	IP1														
	IP2														
	FL														
44	IP1														
	IP2														
	FL														
45	IP1														
	IP2														
	FL														
46	IP1														
	IP2														
	FL														
47	IP1														
	IP2														
	FL														
48	IP1														
	IP2														
	FL														



RENAULT SPORT

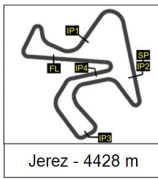


5  
**3**

## CIRCUITO DE JEREZ - WORLD SERIES by RENAULT TEST EUROCUP FORMULA RENAULT 2.0 AM SESSION - ANALYSIS

Número	63		0		0		0		0		0		0	
Vta	Sector	Vuelta	Sector	Vuelta	Sector	Vuelta	Sector	Vuelta	Sector	Vuelta	Sector	Vuelta	Sector	Vuelta
1	IP1	55.340	55.340											
	IP2	34.044	1:29.384											
	FL	39.009	<b>2:08.393</b>											
2	IP1	42.823	42.823											
	IP2	33.366	1:16.189											
	FL	37.485	<b>1:53.674</b>											
3	IP1	41.667	41.667											
	IP2	30.613	1:12.280											
	FL	36.480	<b>1:48.760</b>											
4	IP1	42.476	42.476											
	IP2	30.097	1:12.573											
	FL	36.349	<b>1:48.922</b>											
5	IP1	41.201	41.201											
	IP2	29.808	1:11.009											
	FL	36.074	<b>1:47.083</b>											
6	IP1	40.956	40.956											
	IP2	29.907	1:10.863											
	FL	36.288	<b>1:47.151</b>											
7	IP1	41.046	41.046											
	IP2	30.893	1:11.939											
	FL	37.338	<b>1:49.277</b>											
8	IP1	41.476	41.476											
	IP2	47.377	1:28.853											
	FL	13:35.6	<b>PIT EXIT</b>											
9	IP1	49.041	49.041											
	IP2	30.235	1:19.276											
	FL	36.318	<b>1:55.594</b>											
10	IP1	41.180	41.180											
	IP2	30.026	1:11.206											
	FL	36.151	<b>1:47.357</b>											
11	IP1	40.909	40.909											
	IP2	29.796	1:10.705											
	FL	36.035	<b>1:46.740</b>											
12	IP1	41.006	41.006											
	IP2	29.748	1:10.754											
	FL	35.841	<b>1:46.595</b>											
13	IP1	40.688	40.688											
	IP2	29.784	1:10.472											
	FL	36.051	<b>1:46.523</b>											
14	IP1	40.948	40.948											
	IP2	29.812	1:10.760											
	FL	36.067	<b>1:46.827</b>											
15	IP1	40.705	40.705											
	IP2	29.712	1:10.417											
	FL	35.880	<b>1:46.297</b>											
16	IP1	41.929	41.929											
	IP2	31.388	1:13.317											
	FL	36:29.4	<b>PIT EXIT</b>											
17	IP1	1:09.35	1:09.350											
	IP2	31.503	1:40.853											
	FL	36.909	<b>2:17.762</b>											
18	IP1	41.923	41.923											
	IP2	30.436	1:12.359											
	FL	36.477	<b>1:48.836</b>											





RENAULT SPORT



FORMULA RENAULT 2.0 EURO CUP

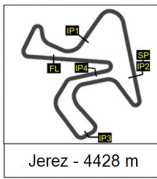
5  
3

**CIRCUITO DE JEREZ - WORLD SERIES by RENAULT TEST  
EURO CUP FORMULA RENAULT 2.0  
AM SESSION - ANALYSIS**

Número	63			0		0		0		0		0		0	
Vta	Sector	Vuelta		Sector	Vuelta	Sector	Vuelta	Sector	Vuelta	Sector	Vuelta	Sector	Vuelta	Sector	Vuelta
19	IP1	41.080	41.080												
	IP2	30.104	1:11.184												
	FL	36.075	<b>1:47.259</b>												
20	IP1	40.816	40.816												
	IP2	29.766	1:10.582												
	FL	35.886	<b>1:46.468</b>												
21	IP1	40.499	40.499												
	IP2	29.690	1:10.189												
	FL	35.799	<b>1:45.988</b>												
22	IP1	40.599	40.599												
	IP2	29.837	1:10.436												
	FL	35.908	<b>1:46.344</b>												
23	IP1	40.717	40.717												
	IP2	29.602	1:10.319												
	FL	35.656	<b>1:45.975</b>												
24	IP1	40.565	40.565												
	IP2	29.626	1:10.191												
	FL	12:09.6	<b>PIT EXIT</b>												
25	IP1	52.023	52.023												
	IP2	34.346	1:26.369												
	FL	37.555	<b>2:03.924</b>												
26	IP1	42.294	42.294												
	IP2	32.424	1:14.718												
	FL	36.592	<b>1:51.310</b>												
27	IP1	41.198	41.198												
	IP2	29.713	1:10.911												
	FL	35.927	<b>1:46.838</b>												
28	IP1	40.568	40.568												
	IP2	29.630	1:10.198												
	FL	35.704	<b>1:45.902</b>												
29	IP1	40.329	40.329												
	IP2	<b>29.409</b>	1:09.738												
	FL	<b>35.458</b>	<b>1:45.196</b>												
30	IP1	40.291	40.291												
	IP2	29.523	1:09.814												
	FL	35.624	<b>1:45.438</b>												
31	IP1	<b>40.284</b>	<b>40.284</b>												
	IP2	29.446	<b>1:09.730</b>												
	FL	35.601	<b>1:45.331</b>												
32	IP1	41.140	41.140												
	IP2	30.703	1:11.843												
	FL	28:38.8	<b>PIT EXIT</b>												
33	IP1	55.341	55.341												
	IP2	35.381	1:30.722												
	FL	36.675	<b>2:07.397</b>												
34	IP1	41.273	41.273												
	IP2	29.974	1:11.247												
	FL	40.714	<b>1:51.961</b>												
35	IP1	41.448	41.448												
	IP2	29.761	1:11.209												
	FL	36.049	<b>1:47.258</b>												
36	IP1	40.725	40.725												
	IP2	29.751	1:10.476												
	FL	36.054	<b>1:46.530</b>												







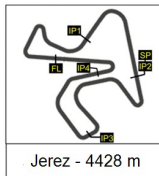
RENAULT SPORT



5  
**3**

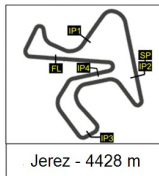
**CIRCUITO DE JEREZ - WORLD SERIES by RENAULT TEST  
EUROCUP FORMULA RENAULT 2.0  
AM SESSION - ANALYSIS**

Número	63		0		0		0		0		0		0	
Vta	Sector	Vuelta	Sector	Vuelta	Sector	Vuelta	Sector	Vuelta	Sector	Vuelta	Sector	Vuelta	Sector	Vuelta
37	IP1	40.592	40.592											
	IP2	35.703	1:16.295											
	FL		-----											
38	IP1													
	IP2													
	FL													
39	IP1													
	IP2													
	FL													
40	IP1													
	IP2													
	FL													
41	IP1													
	IP2													
	FL													
42	IP1													
	IP2													
	FL													
43	IP1													
	IP2													
	FL													
44	IP1													
	IP2													
	FL													
45	IP1													
	IP2													
	FL													
46	IP1													
	IP2													
	FL													
47	IP1													
	IP2													
	FL													
48	IP1													
	IP2													
	FL													

**RENAULT SPORT****FORMULA  
RENAULT 2.0**  
EUROCUP**4**

## CIRCUITO DE JEREZ - WORLD SERIES by RENAULT TEST EUROCUP FORMULA RENAULT 2.0 AM SESSION - 40 BEST LAPS

Dorsal	Piloto	Nat	Prueba	Maq.	Hora	Vuelta	Tiempo
4	Jake HUGHES	GBR	01 AM SESSION		11:05:11	11	1:41.044
4	Jake HUGHES	GBR	01 AM SESSION		11:03:30	10	1:41.312
22	Callan O'KEEFFE	RSA	01 AM SESSION		11:34:12	21	1:41.821
22	Callan O'KEEFFE	RSA	01 AM SESSION		11:29:06	18	1:41.845
22	Callan O'KEEFFE	RSA	01 AM SESSION		11:30:48	19	1:41.860
22	Callan O'KEEFFE	RSA	01 AM SESSION		11:35:54	22	1:41.863
22	Callan O'KEEFFE	RSA	01 AM SESSION		11:32:30	20	1:41.887
22	Callan O'KEEFFE	RSA	01 AM SESSION		11:27:24	17	1:42.079
55	Pietro FITTIPALDI	BRA	01 AM SESSION		12:11:43	25	1:42.175
40	Patricio O'WARD	MEX	01 AM SESSION		11:49:10	25	1:42.191
16	Louis DELETRAZ	SUI	01 AM SESSION		11:48:43	22	1:42.259
16	Louis DELETRAZ	SUI	01 AM SESSION		11:43:36	19	1:42.267
16	Louis DELETRAZ	SUI	01 AM SESSION		11:45:18	20	1:42.351
5	Max DEFOURNY	BEL	01 AM SESSION		12:17:37	25	1:42.432
5	Max DEFOURNY	BEL	01 AM SESSION		12:19:19	26	1:42.435
40	Patricio O'WARD	MEX	01 AM SESSION		11:54:27	28	1:42.435
16	Louis DELETRAZ	SUI	01 AM SESSION		12:46:03	27	1:42.435
4	Jake HUGHES	GBR	01 AM SESSION		10:41:59	6	1:42.437
16	Louis DELETRAZ	SUI	01 AM SESSION		12:49:28	29	1:42.437
5	Max DEFOURNY	BEL	01 AM SESSION		12:43:20	30	1:42.460
16	Louis DELETRAZ	SUI	01 AM SESSION		11:50:26	23	1:42.476
16	Louis DELETRAZ	SUI	01 AM SESSION		12:47:45	28	1:42.494
16	Louis DELETRAZ	SUI	01 AM SESSION		11:12:20	15	1:42.550
22	Callan O'KEEFFE	RSA	01 AM SESSION		12:22:22	29	1:42.565
21	Dorian BOCCOLACCI	FRA	01 AM SESSION		13:07:15	41	1:42.568
22	Callan O'KEEFFE	RSA	01 AM SESSION		12:18:48	27	1:42.586
16	Louis DELETRAZ	SUI	01 AM SESSION		11:47:01	21	1:42.620
22	Callan O'KEEFFE	RSA	01 AM SESSION		11:09:05	14	1:42.639
5	Max DEFOURNY	BEL	01 AM SESSION		12:45:03	31	1:42.641
21	Dorian BOCCOLACCI	FRA	01 AM SESSION		13:05:33	40	1:42.641
5	Max DEFOURNY	BEL	01 AM SESSION		12:15:55	24	1:42.643
22	Callan O'KEEFFE	RSA	01 AM SESSION		12:17:06	26	1:42.653
6	Felix HIRSIGER	SUI	01 AM SESSION		12:25:52	32	1:42.658
5	Max DEFOURNY	BEL	01 AM SESSION		12:46:45	32	1:42.686
16	Louis DELETRAZ	SUI	01 AM SESSION		11:14:03	16	1:42.690
26	James ALLEN	AUS	01 AM SESSION		12:17:40	24	1:42.698
38	Harrison SCOTT	GBR	01 AM SESSION		12:02:49	27	1:42.704
16	Louis DELETRAZ	SUI	01 AM SESSION		11:10:38	14	1:42.733
10	Seb MORRIS	GBR	01 AM SESSION		13:24:46	26	1:42.748
22	Callan O'KEEFFE	RSA	01 AM SESSION		11:03:43	11	1:42.767



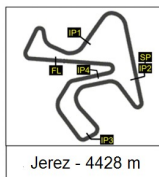
RENAULT SPORT

WORLD SERIES  
by RENAULTFORMULA  
RENAULT 2.0  
EUROCUP

5

CIRCUITO DE JEREZ - WORLD SERIES by RENAULT TEST  
EUROCUP FORMULA RENAULT 2.0  
AM SESSION - TOP FIVE LAPS

Piloto	Nat	Prueba	Top Five Laps					
4	Jake HUGHES	GBR	01 AM SESSION	1:41.044	1:41.312	1:42.437	1:42.792	1:43.021
22	Callan O'KEEFFE	RSA	01 AM SESSION	1:41.821	1:41.845	1:41.860	1:41.863	1:41.887
55	Pietro FITTIPALDI	BRA	01 AM SESSION	1:42.175	1:43.025	1:43.025	1:43.080	1:43.207
40	Patricio O'WARD	MEX	01 AM SESSION	1:42.191	1:42.435	1:42.830	1:42.881	1:43.205
16	Louis DELETRAZ	SUI	01 AM SESSION	1:42.259	1:42.267	1:42.351	1:42.435	1:42.437
5	Max DEFOURNY	BEL	01 AM SESSION	1:42.432	1:42.435	1:42.460	1:42.641	1:42.643
21	Dorian BOCCOLACCI	FRA	01 AM SESSION	1:42.568	1:42.641	1:42.857	1:43.033	1:43.107
6	Felix HIRSIGER	SUI	01 AM SESSION	1:42.658	1:42.935	1:43.008	1:43.290	1:43.347
26	James ALLEN	AUS	01 AM SESSION	1:42.698	1:43.046	1:43.391	1:43.619	1:43.671
38	Harrison SCOTT	GBR	01 AM SESSION	1:42.704	1:43.044	1:43.263	1:43.701	1:43.866
10	Seb MORRIS	GBR	01 AM SESSION	1:42.748	1:42.881	1:42.895	1:42.902	1:42.930
20	Ralf ARON	EST	01 AM SESSION	1:42.861	1:42.866	1:43.484	1:43.555	1:43.669
11	Lasse SORENSEN	DEN	01 AM SESSION	1:42.869	1:42.960	1:42.999	1:43.033	1:43.054
7	Valentin HASSE CLOT	FRA	01 AM SESSION	1:42.932	1:43.256	1:43.340	1:43.888	1:44.106
9	Joseph MAWSON	AUS	01 AM SESSION	1:43.294	1:43.301	1:43.568	1:43.617	1:43.634
39	Alessio LORANDI	ITA	01 AM SESSION	1:43.331	1:43.412	1:43.636	1:44.370	1:44.372
14	Anton De PASQUALE	AUS	01 AM SESSION	1:43.433	1:43.517	1:43.590	1:43.698	1:43.843
12	Valentin MOINEAULT	FRA	01 AM SESSION	1:43.585	1:43.608	1:43.817	1:44.000	1:44.059
18	Ferdinand HABSBURG	AUT	01 AM SESSION	1:43.598	1:43.798	1:43.904	1:43.911	1:43.924
2	Paul HOKFELT JR.	SUI	01 AM SESSION	1:43.656	1:43.843	1:44.126	1:44.159	1:44.380
51	Charlie EASTWOOD	IRL	01 AM SESSION	1:43.659	1:43.800	1:44.087	1:44.100	1:44.121
27	Denis BULATOV	RUS	01 AM SESSION	1:44.111	1:44.171	1:44.260	1:44.363	1:44.379
17	Joonas LAPPALAINEN	FIN	01 AM SESSION	1:44.123	1:44.454	1:44.469	1:44.507	1:44.538
1	Kevin AABOL	NOR	01 AM SESSION	1:44.522	1:44.785	1:44.824	1:44.879	1:44.932
62	Niko KARI	FIN	01 AM SESSION	1:44.641	1:44.684	1:44.809	1:44.830	1:44.846
8	Bryan ELPITIYA	FRA	01 AM SESSION	1:44.952	1:45.015	1:45.213	1:45.233	1:45.405
28	David DROUX	SUI	01 AM SESSION	1:44.989	1:45.049	1:45.285	1:45.309	1:45.371
63	Nicklas NIELSEN	DEN	01 AM SESSION	1:45.196	1:45.331	1:45.438	1:45.902	1:45.975
19	Julien FALCHERO	FRA	01 AM SESSION	1:45.398	1:45.413	1:45.548	1:45.774	1:45.924

**RENAULT SPORT****6**

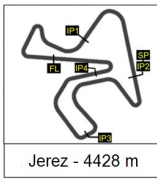
## CIRCUITO DE JEREZ - WORLD SERIES by RENAULT TEST EUROCUP FORMULA RENAULT 2.0 PM SESSION - RESULTS

CONDICIONES ATMOSFERICAS: **Soleado**ESTADO DE LA PISTA: **Seca**

Ord.	Piloto	Licencia	Equipo	Marca	NV	VR	Tiempo	Gap	Intv	Promedio
1	10 Seb MORRIS		GBR MANOR MP MOTORSPORT		24	24	<b>1:41.634</b>	----	----	<b>156,7</b>
2	4 Jake HUGHES		GBR ART JUNIOR TEAM		20	20	<b>1:41.659</b>	0.025	0.025	<b>156,6</b>
3	60 Dennis OLSEN		NOR STRAKKA RACING		24	23	<b>1:41.686</b>	0.052	0.027	<b>156,6</b>
4	16 Louis DELETRAZ		SWI JOSEF KAUFMANN RACING		21	17	<b>1:41.703</b>	0.069	0.017	<b>156,6</b>
5	22 Callan O'KEEFFE		RSA PREMA POWERTEAM		36	34	<b>1:41.835</b>	0.201	0.132	<b>156,4</b>
6	21 Dorian BOCCOLACCI		FRA PREMA POWERTEAM		33	31	<b>1:41.854</b>	0.220	0.019	<b>156,3</b>
7	9 Joseph MAWSON		AUS FORTEC MOTORSPORTS		36	32	<b>1:42.043</b>	0.409	0.189	<b>156,0</b>
8	40 Patricio O'WARD		MEX AVF		29	26	<b>1:42.219</b>	0.585	0.176	<b>155,8</b>
9	14 Anton De PASQUALE		AUS JOSEF KAUFMANN RACING		23	22	<b>1:42.232</b>	0.598	0.013	<b>155,8</b>
10	51 Charlie EASTWOOD		IRL FORTEC MOTORSPORTS		28	17	<b>1:42.466</b>	0.832	0.234	<b>155,4</b>
11	38 Harrison SCOTT		GBR AVF		27	26	<b>1:42.517</b>	0.883	0.051	<b>155,3</b>
12	11 Lasse SORENSEN		DEN MANOR MP MOTORSPORT		27	24	<b>1:42.551</b>	0.917	0.034	<b>155,3</b>
13	1 Kevin AABOL		NOR TECH 1 RACING		31	30	<b>1:42.732</b>	1.098	0.181	<b>155,0</b>
14	7 Valentin HASSE CLOT		FRA FORTEC MOTORSPORTS		32	28	<b>1:42.735</b>	1.101	0.003	<b>155,0</b>
15	17 Joonas LAPPALAINEN		FIN KOIRANEN GP		33	33	<b>1:42.904</b>	1.270	0.169	<b>154,7</b>
16	27 Denis BULATOV		RUS ARTA ENGINEERING		34	32	<b>1:42.906</b>	1.272	0.002	<b>154,7</b>
17	6 Felix HIRSIGER		SWI ART JUNIOR TEAM		29	29	<b>1:43.008</b>	1.374	0.102	<b>154,6</b>
18	5 Max DEFOURNY		BEL ART JUNIOR TEAM		28	17	<b>1:43.014</b>	1.380	0.006	<b>154,6</b>
19	63 Nicklas NIELSEN		DEN ART JUNIOR TEAM		35	35	<b>1:43.133</b>	1.499	0.119	<b>154,4</b>
20	39 Alessio LORANDI		ITA AVF		32	30	<b>1:43.140</b>	1.506	0.007	<b>154,4</b>
21	26 James ALLEN		AUS ARTA ENGINEERING		30	29	<b>1:43.159</b>	1.525	0.019	<b>154,4</b>
22	62 Niko KARI		FIN KOIRANEN GP		44	44	<b>1:43.166</b>	1.532	0.007	<b>154,3</b>
23	2 Paul HOKFELT JR.		SWI TECH 1 RACING		35	19	<b>1:43.209</b>	1.575	0.043	<b>154,3</b>
24	20 Ralf ARON		EST PREMA POWERTEAM		27	23	<b>1:43.209</b>	1.575	0.000	<b>154,3</b>
25	28 David DROUX		SWI ARTA ENGINEERING		35	31	<b>1:43.314</b>	1.680	0.105	<b>154,1</b>
26	55 Pietro FITTIPALDI		BRA FORTEC MOTORSPORTS		21	3	<b>1:43.383</b>	1.749	0.069	<b>154,0</b>
27	12 Valentin MOINEAULT		FRA MANOR MP MOTORSPORT		32	23	<b>1:43.633</b>	1.999	0.250	<b>153,6</b>
28	18 Ferdinand HABSBURG		AUT KOIRANEN GP		32	19	<b>1:44.111</b>	2.477	0.478	<b>152,9</b>
29	8 Bryan ELPITIYA		FRA FORTEC MOTORSPORTS		31	31	<b>1:44.170</b>	2.536	0.059	<b>152,9</b>
30	19 Julien FALCHERO		FRA KOIRANEN GP		32	30	<b>1:44.424</b>	2.790	0.254	<b>152,5</b>

RESULTADOS PUBLICADOS A LAS 17:29 HORAS

CIRCUITO DE JEREZ, 20 DE OCTUBRE DE 2014



RENAULT SPORT



7

# CIRCUITO DE JEREZ - WORLD SERIES by RENAULT TEST EUROCUP FORMULA RENAULT 2.0 - ROOKIES PM SESSION - RESULTS

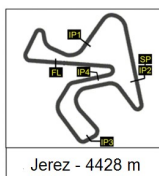
CONDICIONES ATMOSFERICAS: **Soleado**

ESTADO DE LA PISTA: **Seca**

Ord.	Piloto	Licencia	Equipo	Marca	NV	VR	Tiempo	Gap	Intv	Promedio
1	21 Dorian BOCCOLACCI	FRA	PREMA POWERTEAM		33	31	<b>1:41.854</b>	----	----	<b>156,3</b>
2	9 Joseph MAWSON	AUS	FORTEC MOTORSPORTS		36	32	<b>1:42.043</b>	0.189	0.189	<b>156,0</b>
3	14 Anton De PASQUALE	AUS	JOSEF KAUFMANN RACING		23	22	<b>1:42.232</b>	0.378	0.189	<b>155,8</b>
4	11 Lasse SORENSEN	DEN	MANOR MP MOTORSPORT		27	24	<b>1:42.551</b>	0.697	0.319	<b>155,3</b>
5	1 Kevin AABOL	NOR	TECH 1 RACING		31	30	<b>1:42.732</b>	0.878	0.181	<b>155,0</b>
6	17 Joonas LAPPALAINEN	FIN	KOIRANEN GP		33	33	<b>1:42.904</b>	1.050	0.172	<b>154,7</b>
7	27 Denis BULATOV	RUS	ARTA ENGINEERING		34	32	<b>1:42.906</b>	1.052	0.002	<b>154,7</b>
8	6 Felix HIRSIGER	SWI	ART JUNIOR TEAM		29	29	<b>1:43.008</b>	1.154	0.102	<b>154,6</b>
9	39 Alessio LORANDI	ITA	AVF		32	30	<b>1:43.140</b>	1.286	0.132	<b>154,4</b>
10	20 Ralf ARON	EST	PREMA POWERTEAM		27	23	<b>1:43.209</b>	1.355	0.069	<b>154,3</b>

RESULTADOS PUBLICADOS A LAS 17:29 HORAS

CIRCUITO DE JEREZ, 20 DE OCTUBRE DE 2014



Jerez - 4428 m

RENAULT SPORT



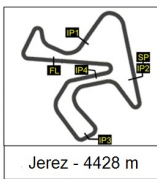
WORLD SERIES by RENAULT

FORMULA RENAULT 2.0 EURO CUP

8

CIRCUITO DE JEREZ - WORLD SERIES by RENAULT TEST EURO CUP FORMULA RENAULT 2.0 PM SESSION - ANALYSIS

Table with columns: Número, Vta, Sector, Vuelta. Rows for drivers 1-18, each with three laps (IP1, IP2, FL). Includes time and pit exit data.



RENAULT SPORT

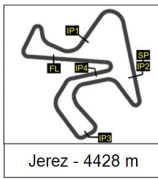


8 1

## CIRCUITO DE JEREZ - WORLD SERIES by RENAULT TEST EUROCUP FORMULA RENAULT 2.0 PM SESSION - ANALYSIS

Número	1		2		4		5		6		7		8		
	Vta	Sector	Vuelta	Sector	Vuelta	Sector	Vuelta	Sector	Vuelta	Sector	Vuelta	Sector	Vuelta		
19	IP1	40.010	40.010	39.505	39.505	39.034	39.034	39.861	39.861	40.463	40.463	40.330	40.330	40.290	40.290
	IP2	29.174	1:09.184	28.891	1:08.396	30.623	1:09.657	29.068	1:08.929	29.429	1:09.892	29.164	1:09.494	29.378	1:09.668
	FL	35.205	<b>1:44.389</b>	<b>34.813</b>	<b>1:43.209</b>	36.640	<b>1:46.297</b>	36:27.4	PIT EXIT	34:18.0	PIT EXIT	35.226	<b>1:44.720</b>	35.652	<b>1:45.320</b>
20	IP1	48.292	48.292	39.453	39.453	<b>38.870</b>	<b>38.870</b>	59.174	59.174	46.014	46.014	39.670	39.670	44.091	44.091
	IP2	34.609	1:22.901	28.793	1:08.246	<b>28.226</b>	<b>1:07.096</b>	34.481	1:33.655	29.562	1:15.576	28.856	1:08.526	30.781	1:14.872
	FL	36.263	<b>1:59.164</b>	35.346	<b>1:43.592</b>	<b>34.563</b>	<b>1:41.659</b>	35.495	<b>2:09.150</b>	35.495	<b>1:51.071</b>	35.276	<b>1:43.802</b>	51:20.0	PIT EXIT
21	IP1	40.205	40.205	42.813	42.813	41.788	41.788	40.105	40.105	40.145	40.145	39.528	39.528	48.593	48.593
	IP2	29.466	1:09.671	31.911	1:14.724	29.209	1:10.997	28.968	1:09.073	29.127	1:09.272	28.796	1:08.324	32.406	1:20.999
	FL	35.453	<b>1:45.121</b>	13:56.2	PIT EXIT	-----	-----	35.038	<b>1:44.111</b>	35.168	<b>1:44.440</b>	35.078	<b>1:43.402</b>	36.718	<b>1:57.717</b>
22	IP1	39.818	39.818	47.249	47.249			39.536	39.536	39.893	39.893	39.553	39.553	41.116	41.116
	IP2	29.126	1:08.944	31.917	1:19.166			28.796	1:08.332	28.971	1:08.864	28.691	1:08.244	29.642	1:10.758
	FL	35.656	<b>1:44.600</b>	36.088	<b>1:55.254</b>			35.024	<b>1:43.356</b>	35.203	<b>1:44.067</b>	35.133	<b>1:43.377</b>	35.882	<b>1:46.640</b>
23	IP1	44.505	44.505	39.975	39.975			39.525	39.525	39.974	39.974	40.216	40.216	40.353	40.353
	IP2	34.376	1:18.881	29.012	1:08.987			29.922	1:09.447	28.886	1:08.860	30.721	1:10.937	29.527	1:09.880
	FL	16:11.9	PIT EXIT	35.217	<b>1:44.204</b>			35.030	<b>1:44.477</b>	40.297	<b>1:49.157</b>	36.989	<b>1:47.926</b>	37.294	<b>1:47.174</b>
24	IP1	53.071	53.071	39.547	39.547			39.586	39.586	40.124	40.124	39.882	39.882	40.402	40.402
	IP2	31.597	1:24.668	28.942	1:08.489			28.661	1:08.247	28.859	1:08.983	28.772	1:08.654	29.333	1:09.735
	FL	35.947	<b>2:00.615</b>	35.157	<b>1:43.646</b>			34.912	<b>1:43.159</b>	35.180	<b>1:44.163</b>	35.120	<b>1:43.774</b>	35.841	<b>1:45.576</b>
25	IP1	39.855	39.855	43.802	43.802			39.673	39.673	39.748	39.748	47.880	47.880	40.475	40.475
	IP2	29.230	1:09.085	30.084	1:13.886			28.894	1:08.567	29.044	1:08.792	35.280	1:23.160	29.354	1:09.829
	FL	35.275	<b>1:44.360</b>	35.259	<b>1:49.145</b>			10:31.9	PIT EXIT	35.190	<b>1:43.982</b>	19:10.3	PIT EXIT	35.847	<b>1:45.676</b>
26	IP1	39.637	39.637	39.621	39.621			53.063	53.063	39.835	39.835	49.445	49.445	42.474	42.474
	IP2	28.807	1:08.444	28.919	1:08.540			29.347	1:22.410	29.021	1:08.856	31.354	1:20.799	30.142	1:12.616
	FL	34.979	<b>1:43.423</b>	35.097	<b>1:43.637</b>			35.014	<b>1:57.424</b>	9:53.91	PIT EXIT	36.176	<b>1:56.975</b>	4:51.51	PIT EXIT
27	IP1	46.130	46.130	39.596	39.596			39.892	39.892	53.582	53.582	39.888	39.888	53.433	53.433
	IP2	35.842	1:21.972	28.944	1:08.540			28.669	1:08.561	29.288	1:22.870	28.643	1:08.531	29.361	1:22.794
	FL	38.687	<b>2:00.659</b>	24:45.9	PIT EXIT			<b>34.797</b>	<b>1:43.358</b>	35.311	<b>1:58.181</b>	34.961	<b>1:43.492</b>	35.448	<b>1:58.242</b>
28	IP1	40.701	40.701	52.124	52.124			<b>39.319</b>	<b>39.319</b>	39.562	39.562	39.446	39.446	<b>39.996</b>	<b>39.996</b>
	IP2	28.987	1:09.688	30.081	1:22.205			28.725	<b>1:08.044</b>	28.689	1:08.251	<b>28.552</b>	<b>1:07.998</b>	<b>28.840</b>	<b>1:08.836</b>
	FL	35.069	<b>1:44.757</b>	35.303	<b>1:57.508</b>			36.423	<b>1:44.467</b>	<b>34.872</b>	<b>1:43.123</b>	<b>34.737</b>	<b>1:42.735</b>	35.356	<b>1:44.192</b>
29	IP1	39.470	39.470	39.666	39.666			39.451	39.451	39.448	39.448	41.677	41.677	40.160	40.160
	IP2	28.814	1:08.284	28.903	1:08.569			28.839	1:08.290	<b>28.586</b>	<b>1:08.034</b>	33.784	1:15.461	29.005	1:09.165
	FL	35.079	<b>1:43.360</b>	34.996	<b>1:43.565</b>			-----	-----	34.974	<b>1:43.008</b>	36.968	<b>1:52.429</b>	35.446	<b>1:44.611</b>
30	IP1	<b>39.270</b>	<b>39.270</b>	39.914	39.914			<b>39.390</b>	<b>39.390</b>	39.605	39.605	39.605	39.605	46.491	46.491
	IP2	<b>28.654</b>	<b>1:07.924</b>	28.865	1:08.779			28.702	1:08.092	28.654	1:08.259	28.654	1:08.259	32.379	1:18.870
	FL	<b>34.808</b>	<b>1:42.732</b>	34.999	<b>1:43.778</b>			-----	-----	35.032	<b>1:43.291</b>	35.032	<b>1:43.291</b>	35.814	<b>1:54.684</b>
31	IP1	39.522	39.522	47.680	47.680							<b>39.343</b>	<b>39.343</b>	40.077	40.077
	IP2	28.772	1:08.294	33.894	1:21.574							28.701	1:08.044	28.854	1:08.931
	FL	35.040	<b>1:43.334</b>	35.335	<b>1:56.909</b>							34.777	<b>1:42.821</b>	<b>35.239</b>	<b>1:44.170</b>
32	IP1	40.053	40.053	39.658	39.658							39.450	39.450	43.298	43.298
	IP2	32.149	1:12.202	28.881	1:08.539							32.525	1:11.975		
	FL	-----	-----	35.003	<b>1:43.542</b>							41.020	<b>1:52.995</b>	-----	-----
33	IP1			39.582	39.582							40.561	40.561		
	IP2			28.753	1:08.335							35.939	1:16.500		
	FL			35.039	<b>1:43.374</b>							-----	-----		
34	IP1			45.377	45.377										
	IP2			30.927	1:16.304										
	FL			35.185	<b>1:51.489</b>										
35	IP1			39.875	39.875										
	IP2			<b>28.746</b>	1:08.621										
	FL			34.869	<b>1:43.490</b>										
36	IP1			40.728	40.728										
	IP2			30.695	1:11.423										
	FL			-----	-----										





RENAULT SPORT



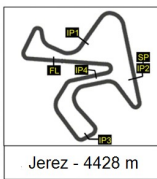
8<sup>1</sup>

## CIRCUITO DE JEREZ - WORLD SERIES by RENAULT TEST EUROCUP FORMULA RENAULT 2.0 PM SESSION - ANALYSIS

Número		1		2		4		5		6		7		8	
Vta		Sector	Vuelta	Sector	Vuelta	Sector	Vuelta	Sector	Vuelta	Sector	Vuelta	Sector	Vuelta	Sector	Vuelta
37	IP1 IP2 FL														
38	IP1 IP2 FL														
39	IP1 IP2 FL														
40	IP1 IP2 FL														
41	IP1 IP2 FL														
42	IP1 IP2 FL														
43	IP1 IP2 FL														
44	IP1 IP2 FL														







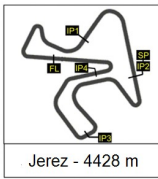
RENAULT SPORT



**CIRCUITO DE JEREZ - WORLD SERIES by RENAULT TEST  
EUROCUP FORMULA RENAULT 2.0  
PM SESSION - ANALYSIS**

Número	9		10		11		12		14		16		17		
	Vta	Sector	Vuelta	Sector	Vuelta	Sector	Vuelta	Sector	Vuelta	Sector	Vuelta	Sector	Vuelta		
19	IP1	39.565	39.565	39.552	39.552	39.725	39.725	50.122	50.122	39.517	39.517	39.426	39.426	39.927	39.927
	IP2	28.681	1:08.246	29.420	1:08.972	28.719	1:08.444	34.692	1:24.814	28.547	1:08.064	28.430	1:07.856	29.091	1:09.018
	FL	34.878	<b>1:43.124</b>	35.038	<b>1:44.010</b>	34.935	<b>1:43.379</b>	40.793	<b>2:05.607</b>	34.688	<b>1:42.752</b>	34.466	<b>1:42.322</b>	35.547	<b>1:44.565</b>
20	IP1	39.552	39.552	38.996	38.996	39.689	39.689	40.169	40.169	39.280	39.280	39.156	39.156	40.087	40.087
	IP2	28.575	1:08.127	28.122	<b>1:07.118</b>	28.637	1:08.326	29.116	1:09.285	28.445	1:07.725	28.470	1:07.626	29.089	1:09.176
	FL	35.064	<b>1:43.191</b>	34.741	<b>1:41.859</b>	35.060	<b>1:43.386</b>	35.355	<b>1:44.640</b>	34.806	<b>1:42.531</b>	34.833	<b>1:42.459</b>	35.350	<b>1:44.526</b>
21	IP1	41.945	41.945	42.095	42.095	39.820	39.820	45.994	45.994	39.298	39.298	39.349	39.349	40.142	40.142
	IP2	30.071	1:12.016	37.407	1:19.502	28.694	1:08.514	31.961	1:17.955	28.400	1:07.698	28.479	1:07.828	29.144	1:09.286
	FL	29:45.8	<b>PIT EXIT</b>	5:05.66	<b>PIT EXIT</b>	7:58.36	<b>PIT EXIT</b>	20:03.7	<b>PIT EXIT</b>	34.873	<b>1:42.571</b>	34.838	<b>1:42.666</b>	35.271	<b>1:44.557</b>
22	IP1	45.798	45.798	47.494	47.494	47.456	47.456	54.913	54.913	<b>39.223</b>	<b>39.223</b>	39.297	39.297	40.025	40.025
	IP2	29.381	1:15.179	29.607	1:17.101	29.491	1:16.947	32.757	1:27.670	<b>28.385</b>	<b>1:07.608</b>	28.590	1:07.887	29.159	1:09.184
	FL	35.520	<b>1:50.699</b>	36.352	<b>1:53.453</b>	36.457	<b>1:53.404</b>	36.336	<b>2:04.006</b>	<b>34.624</b>	<b>1:42.232</b>	-----	-----	35.575	<b>1:44.759</b>
23	IP1	39.921	39.921	42.758	42.758	39.530	39.530	39.598	39.598	39.283	39.283			40.129	40.129
	IP2	28.776	1:08.697	33.415	1:16.173	28.457	1:07.987	<b>28.670</b>	<b>1:08.268</b>	28.547	1:07.830			29.121	1:09.250
	FL	34.955	<b>1:43.652</b>	40.798	<b>1:56.971</b>	34.792	<b>1:42.779</b>	35.365	<b>1:43.633</b>	34.856	<b>1:42.686</b>			35.460	<b>1:44.710</b>
24	IP1	39.659	39.659	39.030	39.030	<b>39.323</b>	<b>39.323</b>	48.437	48.437	42.736	42.736			40.245	40.245
	IP2	28.741	1:08.400	<b>28.100</b>	1:07.130	28.444	<b>1:07.767</b>	31.679	1:20.116	31.930	1:14.666			29.402	1:09.647
	FL	34.876	<b>1:43.276</b>	34.504	<b>1:41.634</b>	34.784	<b>1:42.551</b>	35.652	<b>1:55.768</b>	-----	-----			6:20.72	<b>PIT EXIT</b>
25	IP1	39.479	39.479	<b>38.927</b>	<b>38.927</b>	39.387	39.387	39.830	39.830					46.892	46.892
	IP2	28.735	1:08.214	31.336	1:10.263	<b>28.425</b>	1:07.812	28.914	1:08.744					29.561	1:16.453
	FL	34.978	<b>1:43.192</b>	-----	-----	<b>34.759</b>	<b>1:42.571</b>	35.057	<b>1:43.801</b>					35.561	<b>1:52.014</b>
26	IP1	39.573	39.573			39.527	39.527	45.931	45.931					40.146	40.146
	IP2	28.719	1:08.292			31.845	1:11.372	37.072	1:23.003					29.464	1:09.610
	FL	34.867	<b>1:43.159</b>			37.627	<b>1:48.999</b>	20:08.2	<b>PIT EXIT</b>					35.380	<b>1:44.990</b>
27	IP1	39.534	39.534			39.674	39.674	59.102	59.102					40.123	40.123
	IP2	28.640	1:08.174			28.535	1:08.209	34.349	1:33.451					29.436	1:09.559
	FL	35.575	<b>1:43.749</b>			34.781	<b>1:42.990</b>	36.119	<b>2:09.570</b>					35.480	<b>1:45.039</b>
28	IP1	39.758	39.758			44.155	44.155	39.736	39.736					40.415	40.415
	IP2	28.731	1:08.489			33.806	1:17.961	28.908	1:08.644					29.295	1:09.710
	FL	35.139	<b>1:43.628</b>			-----	-----	35.220	<b>1:43.864</b>					35.339	<b>1:45.049</b>
29	IP1	39.586	39.586					41.015	41.015					40.030	40.030
	IP2	28.834	1:08.420					36.983	1:17.998					29.210	1:09.240
	FL	6:31.73	<b>PIT EXIT</b>					35.456	<b>1:53.454</b>					54.667	<b>PIT EXIT</b>
30	IP1	43.970	43.970					39.749	39.749						
	IP2	29.760	1:13.730					28.947	1:08.696						
	FL	37.461	<b>1:51.191</b>					<b>34.958</b>	<b>1:43.654</b>					17:07.6	<b>PIT EXIT</b>
31	IP1	39.339	39.339					<b>39.512</b>	<b>39.512</b>					49.069	49.069
	IP2	28.459	1:07.798					29.048	1:08.560					30.138	1:19.207
	FL	34.699	<b>1:42.497</b>					35.113	<b>1:43.673</b>					35.392	<b>1:54.599</b>
32	IP1	39.111	39.111					39.796	39.796					39.826	39.826
	IP2	<b>28.418</b>	<b>1:07.529</b>					28.875	1:08.671					28.883	1:08.709
	FL	<b>34.514</b>	<b>1:42.043</b>					35.160	<b>1:43.831</b>					34.830	<b>1:43.539</b>
33	IP1	39.132	39.132					39.604	39.604					<b>39.412</b>	<b>39.412</b>
	IP2	28.723	1:07.855					30.730	1:10.334					<b>28.711</b>	<b>1:08.123</b>
	FL	34.578	<b>1:42.433</b>					-----	-----					<b>34.781</b>	<b>1:42.904</b>
34	IP1	39.119	39.119											39.522	39.522
	IP2	28.477	1:07.596											29.960	1:09.482
	FL	34.592	<b>1:42.188</b>											-----	-----
35	IP1	<b>39.086</b>	<b>39.086</b>												
	IP2	28.456	1:07.542												
	FL	34.760	<b>1:42.302</b>												
36	IP1	40.795	40.795												
	IP2	30.604	1:11.399												
	FL	35.497	<b>1:46.896</b>												





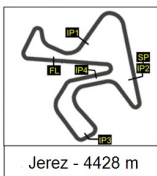
RENAULT SPORT



8<sup>2</sup>

## CIRCUITO DE JEREZ - WORLD SERIES by RENAULT TEST EUROCUP FORMULA RENAULT 2.0 PM SESSION - ANALYSIS

Número		9		10		11		12		14		16		17	
Vta		Sector	Vuelta	Sector	Vuelta	Sector	Vuelta	Sector	Vuelta	Sector	Vuelta	Sector	Vuelta	Sector	Vuelta
37	IP1	42.226	42.226												
	IP2	33.170	1:15.396												
	FL		-----												
38	IP1														
	IP2														
	FL														
39	IP1														
	IP2														
	FL														
40	IP1														
	IP2														
	FL														
41	IP1														
	IP2														
	FL														
42	IP1														
	IP2														
	FL														
43	IP1														
	IP2														
	FL														
44	IP1														
	IP2														
	FL														



RENAULT SPORT

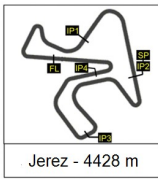


8<sup>3</sup>

CIRCUITO DE JEREZ - WORLD SERIES by RENAULT TEST
EUROCUP FORMULA RENAULT 2.0
PM SESSION - ANALYSIS

Table with columns for driver number (Número), lap (Vta), sector, and time (Vuelta) for drivers 1-18 across laps 18-27. Includes 'PIT EXIT' and 'PIT STOP' markers.





RENAULT SPORT

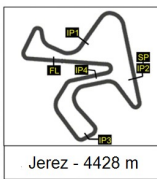


8<sup>3</sup>

## CIRCUITO DE JEREZ - WORLD SERIES by RENAULT TEST EUROCUP FORMULA RENAULT 2.0 PM SESSION - ANALYSIS

Número		18		19		20		21		22		26		27	
Vta		Sector	Vuelta	Sector	Vuelta	Sector	Vuelta	Sector	Vuelta	Sector	Vuelta	Sector	Vuelta	Sector	Vuelta
37	IP1									40.121	40.121				
	IP2									29.438	1:09.559				
	FL										-----				
38	IP1														
	IP2														
	FL														
39	IP1														
	IP2														
	FL														
40	IP1														
	IP2														
	FL														
41	IP1														
	IP2														
	FL														
42	IP1														
	IP2														
	FL														
43	IP1														
	IP2														
	FL														
44	IP1														
	IP2														
	FL														





RENAULT SPORT

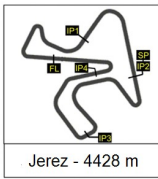


4  
**8**

## CIRCUITO DE JEREZ - WORLD SERIES by RENAULT TEST EUROCUP FORMULA RENAULT 2.0 PM SESSION - ANALYSIS

Número	28		38		39		40		51		55		60		
	Vta	Sector	Vuelta	Sector	Vuelta	Sector	Vuelta	Sector	Vuelta	Sector	Vuelta	Sector	Vuelta		
19	IP1	40.009	40.009	39.735	39.735	43.811	43.811	39.733	39.733	39.384	39.384	39.590	39.590	39.199	39.199
	IP2	29.658	1:09.667	29.130	1:08.865	29.340	1:13.151	28.926	1:08.659	28.586	1:07.970	28.658	1:08.248	28.408	1:07.607
	FL	4:18.95	PIT EXIT	35.198	1:44.063	35.612	1:48.763	35.276	1:43.935	35.038	1:43.008	35.332	1:43.500	6:43.84	PIT EXIT
20	IP1	47.792	47.792	40.134	40.134	40.706	40.706	40.705	40.705	43.517	43.517	39.668	39.668	46.539	46.539
	IP2	31.884	1:19.676	29.206	1:09.340	29.449	1:10.155	29.173	1:09.878	33.258	1:16.775	28.803	1:08.471	29.926	1:16.465
	FL	35.364	1:55.040	35.349	1:44.689	35.209	1:45.364	35.366	1:45.244	24:35.1	PIT EXIT	12:52.4	PIT EXIT	49.650	2:06.115
21	IP1	40.275	40.275	40.109	40.109	40.358	40.358	39.885	39.885	47.657	47.657	45.538	45.538	39.342	39.342
	IP2	29.109	1:09.384	29.337	1:09.446	29.180	1:09.538	28.934	1:08.819	30.208	1:17.865	29.304	1:14.842	28.342	1:07.684
	FL	34.980	1:44.364	35.467	1:44.913	35.986	1:45.524	35.176	1:43.995	35.890	1:53.755	36.343	1:51.185	34.413	1:42.097
22	IP1	39.714	39.714	40.232	40.232	40.307	40.307	39.741	39.741	39.880	39.880	39.346	39.346	39.249	39.249
	IP2	28.974	1:08.688	29.688	1:09.920	29.161	1:09.468	28.916	1:08.657	28.840	1:08.720	28.258	1:07.604	32.434	1:11.683
	FL	35.107	1:43.795	11:51.7	PIT EXIT	35.604	1:45.072	10:42.9	PIT EXIT	35.314	1:44.034	-----	-----	37.568	1:49.251
23	IP1	39.724	39.724	54.859	54.859	40.080	40.080	49.052	49.052	39.706	39.706			39.065	39.065
	IP2	28.867	1:08.591	36.801	1:31.660	29.240	1:09.320	35.993	1:25.045	28.730	1:08.436			28.240	1:07.305
	FL	35.230	1:43.821	43.668	2:15.328	35.575	1:44.895	42.881	2:07.926	38.480	1:46.916			34.381	1:41.686
24	IP1	39.737	39.737	44.596	44.596	40.412	40.412	44.100	44.100	39.817	39.817			42.523	42.523
	IP2	28.954	1:08.691	30.697	1:15.293	34.577	1:14.989	30.414	1:14.514	29.194	1:09.011			30.150	1:12.673
	FL	35.327	1:44.018	41.609	1:56.902	40.726	1:55.715	36.913	1:51.427	6:35.23	PIT EXIT			34.851	1:47.524
25	IP1	40.336	40.336	39.553	39.553	40.201	40.201	39.827	39.827	52.647	52.647			39.060	39.060
	IP2	29.028	1:09.364	28.734	1:08.287	29.232	1:09.433	28.566	1:08.393	41.349	1:33.996			28.605	1:07.665
	FL	35.244	1:44.608	34.714	1:43.001	11:51.0	PIT EXIT	36.376	1:44.769	35.382	2:09.378			-----	-----
26	IP1	39.766	39.766	39.278	39.278	51.561	51.561	39.096	39.096	39.343	39.343				
	IP2	33.953	1:13.719	28.678	1:07.956	35.753	1:27.314	28.327	1:07.423	28.426	1:07.769				
	FL	37.864	1:51.583	34.561	1:42.517	39.301	2:06.615	34.796	1:42.219	34.891	1:42.660				
27	IP1	39.739	39.739	39.947	39.947	41.740	41.740	49.992	49.992	39.301	39.301				
	IP2	29.794	1:09.533	29.088	1:09.035	30.843	1:12.583	33.794	1:23.786	28.555	1:07.856				
	FL	5:05.27	PIT EXIT	36.213	1:45.248	37.039	1:49.622	34.789	1:58.575	35.015	1:42.871				
28	IP1	48.159	48.159	39.570	39.570	39.647	39.647	39.493	39.493	39.299	39.299				
	IP2	35.032	1:23.191	1:33.22	2:12.795	28.535	1:08.182	28.560	1:08.053	28.455	1:07.754				
	FL	39.702	2:02.893	-----	-----	34.969	1:43.151	34.715	1:42.768	35.029	1:42.783				
29	IP1	39.721	39.721			39.586	39.586	39.314	39.314	43.809	43.809				
	IP2	28.690	1:08.411			28.532	1:08.118	28.380	1:07.694	35.088	1:18.897				
	FL	34.965	1:43.376			36.539	1:44.657	34.800	1:42.494	-----	-----				
30	IP1	39.419	39.419			39.713	39.713	39.485	39.485						
	IP2	28.856	1:08.275			28.609	1:08.322	28.488	1:07.973						
	FL	38.178	1:46.453			34.818	1:43.140	-----	-----						
31	IP1	39.482	39.482			39.634	39.634								
	IP2	28.811	1:08.293			28.571	1:08.205								
	FL	35.021	1:43.314			35.047	1:43.252								
32	IP1	39.636	39.636			39.582	39.582								
	IP2	28.893	1:08.529			28.676	1:08.258								
	FL	35.153	1:43.682			34.992	1:43.250								
33	IP1	39.966	39.966			39.656	39.656								
	IP2	31.655	1:11.621			28.967	1:08.623								
	FL	35.307	1:46.928			-----	-----								
34	IP1	39.491	39.491												
	IP2	28.801	1:08.292												
	FL	35.157	1:43.449												
35	IP1	39.690	39.690												
	IP2	28.909	1:08.599												
	FL	35.493	1:44.092												
36	IP1	43.415	43.415												
	IP2	33.840	1:17.255												
	FL	-----	-----												





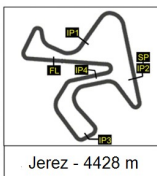
RENAULT SPORT



4  
**8**

**CIRCUITO DE JEREZ - WORLD SERIES by RENAULT TEST  
EUROCUP FORMULA RENAULT 2.0  
PM SESSION - ANALYSIS**

Número	28		38		39		40		51		55		60	
Vta	Sector	Vuelta	Sector	Vuelta	Sector	Vuelta	Sector	Vuelta	Sector	Vuelta	Sector	Vuelta	Sector	Vuelta
37	IP1													
	IP2													
	FL													
38	IP1													
	IP2													
	FL													
39	IP1													
	IP2													
	FL													
40	IP1													
	IP2													
	FL													
41	IP1													
	IP2													
	FL													
42	IP1													
	IP2													
	FL													
43	IP1													
	IP2													
	FL													
44	IP1													
	IP2													
	FL													



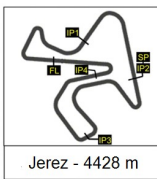
RENAULT SPORT



5  
8

## CIRCUITO DE JEREZ - WORLD SERIES by RENAULT TEST EUROCUP FORMULA RENAULT 2.0 PM SESSION - ANALYSIS

Número	62		63		0		0		0		0		0	
	Vta	Sector	Vuelta	Sector	Vuelta	Sector	Vuelta	Sector	Vuelta	Sector	Vuelta	Sector	Vuelta	
1	IP1	48.432	48.432	50.522	50.522									
	IP2	30.030	1:18.462	33.191	1:23.713									
	FL	36.176	<b>1:54.638</b>	37.050	<b>2:00.763</b>									
2	IP1	40.836	40.836	40.993	40.993									
	IP2	29.787	1:10.623	29.920	1:10.913									
	FL	35.704	<b>1:46.327</b>	35.880	<b>1:46.793</b>									
3	IP1	40.622	40.622	40.374	40.374									
	IP2	29.392	1:10.014	29.536	1:09.910									
	FL	35.690	<b>1:45.704</b>	35.746	<b>1:45.656</b>									
4	IP1	40.283	40.283	40.351	40.351									
	IP2	29.484	1:09.767	29.387	1:09.738									
	FL	35.739	<b>1:45.506</b>	35.315	<b>1:45.053</b>									
5	IP1	39.995	39.995	41.050	41.050									
	IP2	29.452	1:09.447	34.806	1:15.856									
	FL	35.710	<b>1:45.157</b>	12:37.9	<b>PIT EXIT</b>									
6	IP1	40.050	40.050	44.874	44.874									
	IP2	29.558	1:09.608	29.640	1:14.514									
	FL	35.502	<b>1:45.110</b>	35.995	<b>1:50.509</b>									
7	IP1	40.053	40.053	40.304	40.304									
	IP2	29.464	1:09.517	29.398	1:09.702									
	FL	35.495	<b>1:45.012</b>	35.693	<b>1:45.395</b>									
8	IP1	40.460	40.460	40.125	40.125									
	IP2	29.575	1:10.035	29.300	1:09.425									
	FL	4:22.02	<b>PIT EXIT</b>	35.636	<b>1:45.061</b>									
9	IP1	47.333	47.333	40.468	40.468									
	IP2	30.447	1:17.780	29.541	1:10.009									
	FL	12:30.4	<b>PIT EXIT</b>	35.700	<b>1:45.709</b>									
10	IP1	44.483	44.483	40.432	40.432									
	IP2	29.583	1:14.066	29.826	1:10.258									
	FL	35.828	<b>1:49.894</b>	35.580	<b>1:45.838</b>									
11	IP1	40.367	40.367	40.245	40.245									
	IP2	29.497	1:09.864	29.285	1:09.530									
	FL	35.566	<b>1:45.430</b>	35.466	<b>1:44.996</b>									
12	IP1	40.106	40.106	41.638	41.638									
	IP2	29.460	1:09.566	35.292	1:16.930									
	FL	35.603	<b>1:45.169</b>	26:18.3	<b>PIT EXIT</b>									
13	IP1	40.318	40.318	48.959	48.959									
	IP2	29.637	1:09.955	30.556	1:19.515									
	FL	35.839	<b>1:45.794</b>	36.499	<b>1:56.014</b>									
14	IP1	40.357	40.357	40.897	40.897									
	IP2	29.655	1:10.012	29.715	1:10.612									
	FL	35.772	<b>1:45.784</b>	35.971	<b>1:46.583</b>									
15	IP1	40.251	40.251	40.555	40.555									
	IP2	29.384	1:09.635	29.474	1:10.029									
	FL	35.705	<b>1:45.340</b>	35.844	<b>1:45.873</b>									
16	IP1	42.181	42.181	40.744	40.744									
	IP2	34.374	1:16.555	29.541	1:10.285									
	FL	17:24.3	<b>PIT EXIT</b>	36.303	<b>1:46.588</b>									
17	IP1	48.871	48.871	40.506	40.506									
	IP2	29.408	1:18.279	29.513	1:10.019									
	FL	35.333	<b>1:53.612</b>	35.754	<b>1:45.773</b>									
18	IP1	39.802	39.802	40.518	40.518									
	IP2	29.154	1:08.956	29.486	1:10.004									
	FL	35.401	<b>1:44.357</b>	35.671	<b>1:45.675</b>									



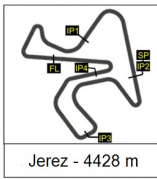
RENAULT SPORT



5  
8

## CIRCUITO DE JEREZ - WORLD SERIES by RENAULT TEST EUROCUP FORMULA RENAULT 2.0 PM SESSION - ANALYSIS

Número	62		63		0		0		0		0		0	
Vta	Sector	Vuelta	Sector	Vuelta	Sector	Vuelta	Sector	Vuelta	Sector	Vuelta	Sector	Vuelta	Sector	Vuelta
19	IP1	39.686	39.686	40.284	40.284									
	IP2	29.193	1:08.879	29.310	1:09.594									
	FL	35.255	<b>1:44.134</b>	35.576	<b>1:45.170</b>									
20	IP1	39.677	39.677	40.378	40.378									
	IP2	29.171	1:08.848	29.356	1:09.734									
	FL	35.224	<b>1:44.072</b>	36.012	<b>1:45.746</b>									
21	IP1	39.651	39.651	40.326	40.326									
	IP2	28.912	1:08.563	29.424	1:09.750									
	FL	35.205	<b>1:43.768</b>	28:12.7	<b>PIT EXIT</b>									
22	IP1	39.620	39.620	53.534	53.534									
	IP2	28.939	1:08.559	34.288	1:27.822									
	FL	35.162	<b>1:43.721</b>	37.420	<b>2:05.242</b>									
23	IP1	39.776	39.776	40.626	40.626									
	IP2	29.245	1:09.021	29.344	1:09.970									
	FL	35.387	<b>1:44.408</b>	35.489	<b>1:45.459</b>									
24	IP1	39.807	39.807	39.931	39.931									
	IP2	29.134	1:08.941	29.112	1:09.043									
	FL	26:35.6	<b>PIT EXIT</b>	35.379	<b>1:44.422</b>									
25	IP1	1:02.61	1:02.613	39.813	39.813									
	IP2	40.605	1:43.218	29.025	1:08.838									
	FL	37.999	<b>2:21.217</b>	35.212	<b>1:44.050</b>									
26	IP1	40.147	40.147	39.951	39.951									
	IP2	29.309	1:09.456	29.035	1:08.986									
	FL	35.347	<b>1:44.803</b>	35.163	<b>1:44.149</b>									
27	IP1	39.834	39.834	39.906	39.906									
	IP2	29.114	1:08.948	29.618	1:09.524									
	FL	35.342	<b>1:44.290</b>	35.398	<b>1:44.922</b>									
28	IP1	39.777	39.777	40.161	40.161									
	IP2	29.277	1:09.054	29.083	1:09.244									
	FL	35.281	<b>1:44.335</b>	35.503	<b>1:44.747</b>									
29	IP1	39.826	39.826	40.605	40.605									
	IP2	29.259	1:09.085	29.650	1:10.255									
	FL	35.751	<b>1:44.836</b>	19:31.1	<b>PIT EXIT</b>									
30	IP1	40.039	40.039	50.211	50.211									
	IP2	29.133	1:09.172	32.434	1:22.645									
	FL	35.467	<b>1:44.639</b>	41.441	<b>2:04.086</b>									
31	IP1	39.896	39.896	40.015	40.015									
	IP2	29.262	1:09.158	29.017	1:09.032									
	FL	35.460	<b>1:44.618</b>	35.797	<b>1:44.829</b>									
32	IP1	39.903	39.903	39.729	39.729									
	IP2	29.373	1:09.276	28.885	1:08.614									
	FL	5:42.92	<b>PIT EXIT</b>	35.063	<b>1:43.677</b>									
33	IP1	44.164	44.164	43.377	43.377									
	IP2	29.872	1:14.036	34.314	1:17.691									
	FL	35.533	<b>1:49.569</b>	35.515	<b>1:53.206</b>									
34	IP1	40.186	40.186	<b>39.623</b>	<b>39.623</b>									
	IP2	29.304	1:09.490	28.746	1:08.369									
	FL	35.314	<b>1:44.804</b>	35.222	<b>1:43.591</b>									
35	IP1	39.792	39.792	<b>39.623</b>	<b>39.623</b>									
	IP2	29.151	1:08.943	<b>28.635</b>	<b>1:08.258</b>									
	FL	35.565	<b>1:44.508</b>	<b>34.875</b>	<b>1:43.133</b>									
36	IP1	39.717	39.717	40.078	40.078									
	IP2	29.232	1:08.949	31.323	1:11.401									
	FL	35.563	<b>1:44.512</b>		-----									



RENAULT SPORT

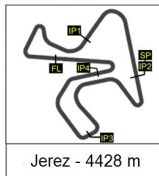


5  
**8**

**CIRCUITO DE JEREZ - WORLD SERIES by RENAULT TEST  
EUROCUP FORMULA RENAULT 2.0  
PM SESSION - ANALYSIS**

Número	62		63		0		0		0		0		0	
Vta	Sector	Vuelta	Sector	Vuelta	Sector	Vuelta	Sector	Vuelta	Sector	Vuelta	Sector	Vuelta	Sector	Vuelta
37	IP1	39.874	39.874											
	IP2	29.335	1:09.209											
	FL	35.453	<b>1:44.662</b>											
38	IP1	39.822	39.822											
	IP2	29.132	1:08.954											
	FL	35.565	<b>1:44.519</b>											
39	IP1	39.925	39.925											
	IP2	29.106	1:09.031											
	FL	35.475	<b>1:44.506</b>											
40	IP1	39.765	39.765											
	IP2	29.185	1:08.950											
	FL	16:35.2	<b>PIT EXIT</b>											
41	IP1	52.659	52.659											
	IP2	30.741	1:23.400											
	FL	35.233	<b>1:58.633</b>											
42	IP1	39.571	39.571											
	IP2	28.823	1:08.394											
	FL	35.192	<b>1:43.586</b>											
43	IP1	39.454	39.454											
	IP2	28.916	1:08.370											
	FL	<b>35.050</b>	<b>1:43.420</b>											
44	IP1	39.367	39.367											
	IP2	<b>28.737</b>	<b>1:08.104</b>											
	FL	35.062	<b>1:43.166</b>											

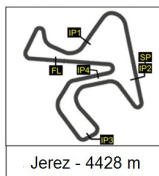


**RENAULT SPORT****FORMULA  
RENAULT 2.0**  
EUROCUP

9

## CIRCUITO DE JEREZ - WORLD SERIES by RENAULT TEST EUROCUP FORMULA RENAULT 2.0 PM SESSION - 40 BEST LAPS

Dorsal	Piloto	Nat	Prueba	Maq.	Hora	Vuelta	Tiempo
4	Jake HUGHES	GBR	01 AM SESSION		11:05:11	11	1:41.044
4	Jake HUGHES	GBR	01 AM SESSION		11:03:30	10	1:41.312
10	Seb MORRIS	GBR	02 PM SESSION		17:27:22	24	1:41.634
4	Jake HUGHES	GBR	02 PM SESSION		17:26:48	20	1:41.659
60	Dennis OLSEN	NOR	02 PM SESSION		17:25:41	23	1:41.686
16	Louis DELETRAZ	SWI	02 PM SESSION		17:01:30	17	1:41.703
22	Callan O'KEEFFE	RSA	01 AM SESSION		11:34:12	21	1:41.821
22	Callan O'KEEFFE	RSA	02 PM SESSION		17:16:31	34	1:41.835
16	Louis DELETRAZ	SWI	02 PM SESSION		17:03:11	18	1:41.842
22	Callan O'KEEFFE	RSA	01 AM SESSION		11:29:06	18	1:41.845
21	Dorian BOCCOLACCI	FRA	02 PM SESSION		17:13:21	31	1:41.854
10	Seb MORRIS	GBR	02 PM SESSION		17:15:25	20	1:41.859
22	Callan O'KEEFFE	RSA	01 AM SESSION		11:30:48	19	1:41.860
22	Callan O'KEEFFE	RSA	01 AM SESSION		11:35:54	22	1:41.863
22	Callan O'KEEFFE	RSA	01 AM SESSION		11:32:30	20	1:41.887
22	Callan O'KEEFFE	RSA	02 PM SESSION		17:14:49	33	1:41.912
10	Seb MORRIS	GBR	02 PM SESSION		16:15:31	9	1:41.925
21	Dorian BOCCOLACCI	FRA	02 PM SESSION		17:15:03	32	1:41.960
21	Dorian BOCCOLACCI	FRA	02 PM SESSION		17:16:45	33	1:41.962
10	Seb MORRIS	GBR	02 PM SESSION		17:11:59	18	1:41.984
4	Jake HUGHES	GBR	02 PM SESSION		17:23:20	18	1:42.032
9	Joseph MAWSON	AUS	02 PM SESSION		17:20:52	32	1:42.043
21	Dorian BOCCOLACCI	FRA	02 PM SESSION		17:11:39	30	1:42.067
22	Callan O'KEEFFE	RSA	01 AM SESSION		11:27:24	17	1:42.079
60	Dennis OLSEN	NOR	02 PM SESSION		17:22:11	21	1:42.097
22	Callan O'KEEFFE	RSA	02 PM SESSION		17:09:33	30	1:42.116
22	Callan O'KEEFFE	RSA	02 PM SESSION		17:20:02	36	1:42.134
60	Dennis OLSEN	NOR	02 PM SESSION		17:10:31	18	1:42.136
22	Callan O'KEEFFE	RSA	02 PM SESSION		17:13:07	32	1:42.148
55	Pietro FITTIPALDI	BRA	01 AM SESSION		12:11:43	25	1:42.175
60	Dennis OLSEN	NOR	02 PM SESSION		17:08:49	17	1:42.181
60	Dennis OLSEN	NOR	02 PM SESSION		17:07:07	16	1:42.188
9	Joseph MAWSON	AUS	02 PM SESSION		17:24:17	34	1:42.188
40	Patricio O'WARD	MEX	01 AM SESSION		11:49:10	25	1:42.191
16	Louis DELETRAZ	SWI	02 PM SESSION		16:59:48	16	1:42.212
40	Patricio O'WARD	MEX	02 PM SESSION		17:21:16	26	1:42.219
14	Anton De PASQUALE	AUS	02 PM SESSION		17:09:01	22	1:42.232
16	Louis DELETRAZ	SWI	01 AM SESSION		11:48:43	22	1:42.259
16	Louis DELETRAZ	SWI	01 AM SESSION		11:43:36	19	1:42.267
10	Seb MORRIS	GBR	02 PM SESSION		17:00:05	14	1:42.278



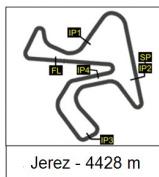
RENAULT SPORT

FORMULA  
RENAULT 2.0  
EUROCUP

10

## CIRCUITO DE JEREZ - WORLD SERIES by RENAULT TEST EUROCUP FORMULA RENAULT 2.0 PM SESSION - TOP FIVE LAPS

Piloto	Nat	Prueba	Top Five Laps				
4	Jake HUGHES	GBR 01 AM SESSION	1:41.044	1:41.312	1:41.659	1:42.032	1:42.437
10	Seb MORRIS	GBR 02 PM SESSION	1:41.634	1:41.859	1:41.925	1:41.984	1:42.278
60	Dennis OLSEN	NOR 02 PM SESSION	1:41.686	1:42.097	1:42.136	1:42.181	1:42.188
16	Louis DELETRAZ	SWI 02 PM SESSION	1:41.703	1:41.842	1:42.212	1:42.259	1:42.267
22	Callan O'KEEFFE	RSA 01 AM SESSION	1:41.821	1:41.835	1:41.845	1:41.860	1:41.863
21	Dorian BOCCOLACCI	FRA 02 PM SESSION	1:41.854	1:41.960	1:41.962	1:42.067	1:42.480
9	Joseph MAWSON	AUS 02 PM SESSION	1:42.043	1:42.188	1:42.302	1:42.433	1:42.497
55	Pietro FITTIPALDI	BRA 01 AM SESSION	1:42.175	1:43.025	1:43.025	1:43.080	1:43.207
40	Patricio O'WARD	MEX 01 AM SESSION	1:42.191	1:42.219	1:42.435	1:42.494	1:42.768
14	Anton De PASQUALE	AUS 02 PM SESSION	1:42.232	1:42.531	1:42.571	1:42.686	1:42.752
5	Max DEFOURNY	BEL 01 AM SESSION	1:42.432	1:42.435	1:42.460	1:42.641	1:42.643
51	Charlie EASTWOOD	IRL 02 PM SESSION	1:42.466	1:42.631	1:42.660	1:42.783	1:42.820
38	Harrison SCOTT	GBR 02 PM SESSION	1:42.517	1:42.704	1:43.001	1:43.044	1:43.263
11	Lasse SORENSEN	DEN 02 PM SESSION	1:42.551	1:42.571	1:42.779	1:42.830	1:42.840
6	Felix HIRSIGER	SWI 01 AM SESSION	1:42.658	1:42.935	1:43.008	1:43.008	1:43.123
26	James ALLEN	AUS 01 AM SESSION	1:42.698	1:43.046	1:43.159	1:43.291	1:43.391
1	Kevin AABOL	NOR 02 PM SESSION	1:42.732	1:43.334	1:43.363	1:43.423	1:44.293
7	Valentin HASSE CLOT	FRA 02 PM SESSION	1:42.735	1:42.821	1:42.932	1:43.256	1:43.291
20	Ralf ARON	EST 01 AM SESSION	1:42.861	1:42.866	1:43.209	1:43.310	1:43.389
17	Joonas LAPPALAINEN	FIN 02 PM SESSION	1:42.904	1:43.539	1:43.756	1:43.924	1:43.983
27	Denis BULATOV	RUS 02 PM SESSION	1:42.906	1:43.122	1:43.202	1:43.297	1:43.470
63	Nicklas NIELSEN	DEN 02 PM SESSION	1:43.133	1:43.591	1:43.677	1:44.050	1:44.149
39	Alessio LORANDI	ITA 02 PM SESSION	1:43.140	1:43.151	1:43.250	1:43.252	1:43.331
62	Niko KARI	FIN 02 PM SESSION	1:43.166	1:43.420	1:43.586	1:43.721	1:43.768
2	Paul HOKFELT JR.	SWI 02 PM SESSION	1:43.209	1:43.264	1:43.332	1:43.374	1:43.490
28	David DROUX	SWI 02 PM SESSION	1:43.314	1:43.376	1:43.449	1:43.682	1:43.795
12	Valentin MOINEAULT	FRA 01 AM SESSION	1:43.585	1:43.608	1:43.633	1:43.654	1:43.673
18	Ferdinand HABSBURG	AUT 01 AM SESSION	1:43.598	1:43.798	1:43.904	1:43.911	1:43.924
8	Bryan ELPITIYA	FRA 02 PM SESSION	1:44.170	1:44.192	1:44.611	1:44.952	1:45.015
19	Julien FALCHERO	FRA 02 PM SESSION	1:44.424	1:44.698	1:45.097	1:45.398	1:45.413



RENAULT SPORT

FORMULA  
RENAULT 2.0  
EUROCUP

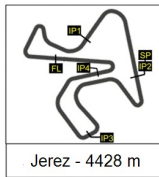
11

## CIRCUITO DE JEREZ - WORLD SERIES by RENAULT TEST EUROCUP FORMULA RENAULT 2.0 COMBINED RESULTS

Ord.	Piloto	Equipo	Marca	Neum	NVT	Sesion 1			Sesion 2			Mejor Tiempo
						VR	NV	Tiempo	VR	NV	Tiempo	
1	4 Jake HUGHES	ART JUNIOR TEAM		58		11	38	<b>1:41.044</b>	20	20	1:41.659	1:41.044
2	10 Seb MORRIS	MANOR MP MOTORSPORT		52		26	28	1:42.748	24	24	<b>1:41.634</b>	1:41.634
3	60 Dennis OLSEN	STRAKKA RACING		24		0	0	---	23	24	<b>1:41.686</b>	1:41.686
4	16 Louis DELETRAZ	JOSEF KAUFMANN RACING		53		22	32	1:42.259	17	21	<b>1:41.703</b>	1:41.703
5	22 Callan O'KEEFFE	PREMA POWERTEAM		76		21	40	<b>1:41.821</b>	34	36	1:41.835	1:41.821
6	21 Dorian BOCCOLACCI	PREMA POWERTEAM		80		41	47	1:42.568	31	33	<b>1:41.854</b>	1:41.854
7	9 Joseph MAWSON	FORTEC MOTORSPORTS		77		39	41	1:43.294	32	36	<b>1:42.043</b>	1:42.043
8	55 Pietro FITTIPALDI	FORTEC MOTORSPORTS		47		25	26	<b>1:42.175</b>	3	21	1:43.383	1:42.175
9	40 Patricio O'WARD	AVF		66		25	37	<b>1:42.191</b>	26	29	1:42.219	1:42.191
10	14 Anton De PASQUALE	JOSEF KAUFMANN RACING		71		41	48	1:43.433	22	23	<b>1:42.232</b>	1:42.232
11	5 Max DEFOURNY	ART JUNIOR TEAM		60		25	32	<b>1:42.432</b>	17	28	1:43.014	1:42.432
12	51 Charlie EASTWOOD	FORTEC MOTORSPORTS		55		17	27	1:43.659	17	28	<b>1:42.466</b>	1:42.466
13	38 Harrison SCOTT	AVF		62		27	35	1:42.704	26	27	<b>1:42.517</b>	1:42.517
14	11 Lasse SORENSEN	MANOR MP MOTORSPORT		62		17	35	1:42.869	24	27	<b>1:42.551</b>	1:42.551
15	6 Felix HIRSIGER	ART JUNIOR TEAM		68		32	39	<b>1:42.658</b>	29	29	1:43.008	1:42.658
16	26 James ALLEN	ARTA ENGINEERING		64		24	34	<b>1:42.698</b>	29	30	1:43.159	1:42.698
17	1 Kevin AABOL	TECH 1 RACING		69		37	38	1:44.522	30	31	<b>1:42.732</b>	1:42.732
18	7 Valentin HASSE CLOT	FORTEC MOTORSPORTS		75		41	43	1:42.932	28	32	<b>1:42.735</b>	1:42.735
19	20 Ralf ARON	PREMA POWERTEAM		74		46	47	<b>1:42.861</b>	23	27	1:43.209	1:42.861
20	17 Joonas LAPPALAINEN	KOIRANEN GP		73		21	40	1:44.123	33	33	<b>1:42.904</b>	1:42.904
21	27 Denis BULATOV	ARTA ENGINEERING		71		28	37	1:44.111	32	34	<b>1:42.906</b>	1:42.906
22	63 Nicklas NIELSEN	ART JUNIOR TEAM		71		29	36	1:45.196	35	35	<b>1:43.133</b>	1:43.133
23	39 Alessio LORANDI	AVF		73		36	41	1:43.331	30	32	<b>1:43.140</b>	1:43.140
24	62 Niko KARI	KOIRANEN GP		83		30	39	1:44.641	44	44	<b>1:43.166</b>	1:43.166
25	2 Paul HOKFELT JR.	TECH 1 RACING		57		22	22	1:43.656	19	35	<b>1:43.209</b>	1:43.209
26	28 David DROUX	ARTA ENGINEERING		73		14	38	1:44.989	31	35	<b>1:43.314</b>	1:43.314
27	12 Valentin MOINEAULT	MANOR MP MOTORSPORT		68		25	36	<b>1:43.585</b>	23	32	1:43.633	1:43.585
28	18 Ferdinand HABSBURG	KOIRANEN GP		67		32	35	<b>1:43.598</b>	19	32	1:44.111	1:43.598
29	8 Bryan ELPITIYA	FORTEC MOTORSPORTS		75		32	44	1:44.952	31	31	<b>1:44.170</b>	1:44.170
30	19 Julien FALCHERO	KOIRANEN GP		78		40	46	1:45.398	30	32	<b>1:44.424</b>	1:44.424

RESULTADOS PUBLICADOS A LAS 17:30 HORAS

CIRCUITO DE JEREZ, 20 DE OCTUBRE DE 2014



RENAULT SPORT

WORLD SERIES  
by RENAULT

FORMULA  
RENAULT 2.0  
EUROCUP

12

## CIRCUITO DE JEREZ - WORLD SERIES by RENAULT TEST EUROCUP FORMULA RENAULT 2.0 - ROOKIES COMBINED RESULTS

Ord. Piloto	Equipo	Marca	Neum	NVT	Sesion 1			Sesion 2			Mejor Tiempo
					VR	NV	Tiempo	VR	NV	Tiempo	
1	21 Dorian BOCCOLACCI	PREMA POWERTEAM		80	41	47	1:42.568	31	33	<b>1:41.854</b>	1:41.854
2	9 Joseph MAWSON	FORTEC MOTORSPORTS		77	39	41	1:43.294	32	36	<b>1:42.043</b>	1:42.043
3	14 Anton De PASQUALE	JOSEF KAUFMANN RACING		71	41	48	1:43.433	22	23	<b>1:42.232</b>	1:42.232
4	11 Lasse SORENSEN	MANOR MP MOTORSPORT		62	17	35	1:42.869	24	27	<b>1:42.551</b>	1:42.551
5	6 Felix HIRSIGER	ART JUNIOR TEAM		68	32	39	<b>1:42.658</b>	29	29	1:43.008	1:42.658
6	1 Kevin AABOL	TECH 1 RACING		69	37	38	1:44.522	30	31	<b>1:42.732</b>	1:42.732
7	20 Ralf ARON	PREMA POWERTEAM		74	46	47	<b>1:42.861</b>	23	27	1:43.209	1:42.861
8	17 Joonas LAPPALAINEN	KOIRANEN GP		73	21	40	1:44.123	33	33	<b>1:42.904</b>	1:42.904
9	27 Denis BULATOV	ARTA ENGINEERING		71	28	37	1:44.111	32	34	<b>1:42.906</b>	1:42.906
10	39 Alessio LORANDI	AVF		73	36	41	1:43.331	30	32	<b>1:43.140</b>	1:43.140

RESULTADOS PUBLICADOS A LAS 17:30 HORAS

CIRCUITO DE JEREZ, 20 DE OCTUBRE DE 2014